











Installation and deployment

Installing IDERA SQL Compliance Manager is both quick and easy, allowing you to take immediate advantage of SQL Compliance Manager auditing technologies. Use the following checklist to help you prepare your environment to successfully install and deploy SQL Compliance Manager.

	Follow these steps ...
	Ensure the computer on which you want to install SQL Compliance Manager meets or exceeds the hardware requirements. For more information, see Hardware requirements .
	Ensure the computer on which you want to install SQL Compliance Manager meets or exceeds the software requirements for both the IDERA Dashboard and SQL Compliance Manager. For more information, see IDERA Dashboard requirements and Software requirements .
	Ensure your Windows logon account has administrator permissions on the computers where you want to install SQL Compliance Manager components.
	Review the supported installation scenarios to understand how to set up IDERA Dashboard and SQL Compliance Manager in your environment. For more information, see Implementation scenarios .
	Review the deployment considerations for implementation best practices. For example, if you plan to audit databases that sustain a heavy workload, install the Collection Server on a dedicated computer .
	Identify the Windows account under which the SQL Compliance Agent should run. <i>Account Name:</i> <i>Password:</i> For more information, see Permissions requirements .
	Identify the Windows account under which the Collection Server should run. <i>Account Name:</i> <i>Password:</i> For more information, see Permissions requirements .
	Ensure you understand how licensing of your SQL Server instances works with SQL Compliance Manager. For more information, see How licensing works .
	Ensure you install IDERA Dashboard and SQL Compliance Manager as instructed. For more information, see How to install SQL Compliance Manager . <i>If you are installing SQL Compliance Manager on a Windows cluster</i> , see how to audit a virtual SQL Server instance .



It is possible to install and use IDERA SQL Compliance Manager without installing the IDERA Dashboard.

The IDERA Dashboard works as a complement of SQL Compliance Manager, allowing you to monitor SQL Server instances remotely.

To learn more about this product, visit [IDERA Dashboard](#).



Due to changes in product registry with CWF, IDERA SQL Compliance Manager 5.5 installer increased in size.