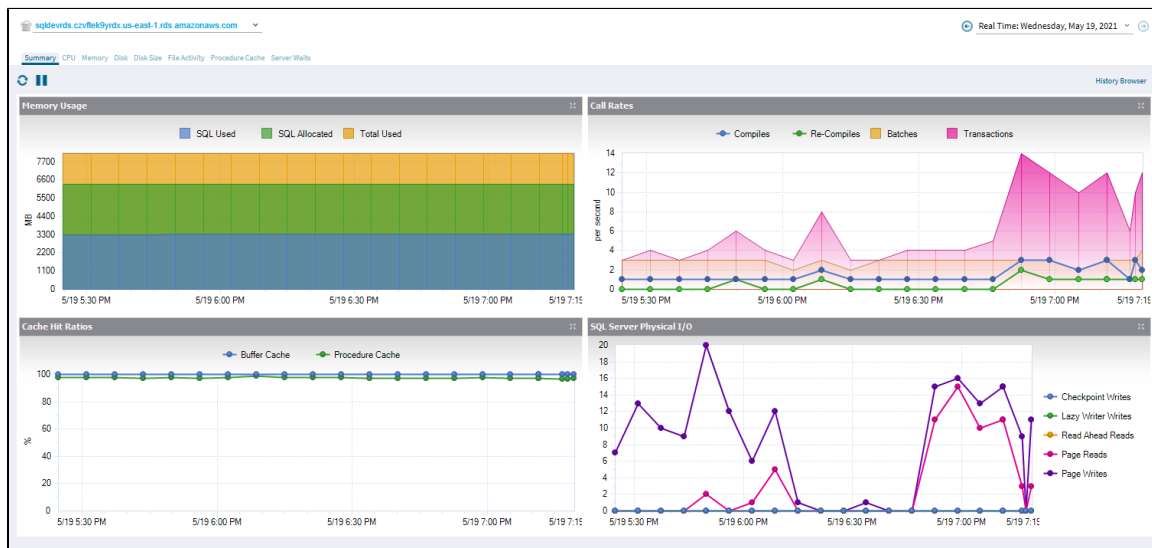


Amazon RDS Resources

The Resources tab allows you to monitor the system resources on the server hosting the Amazon RDS instance.

Summary

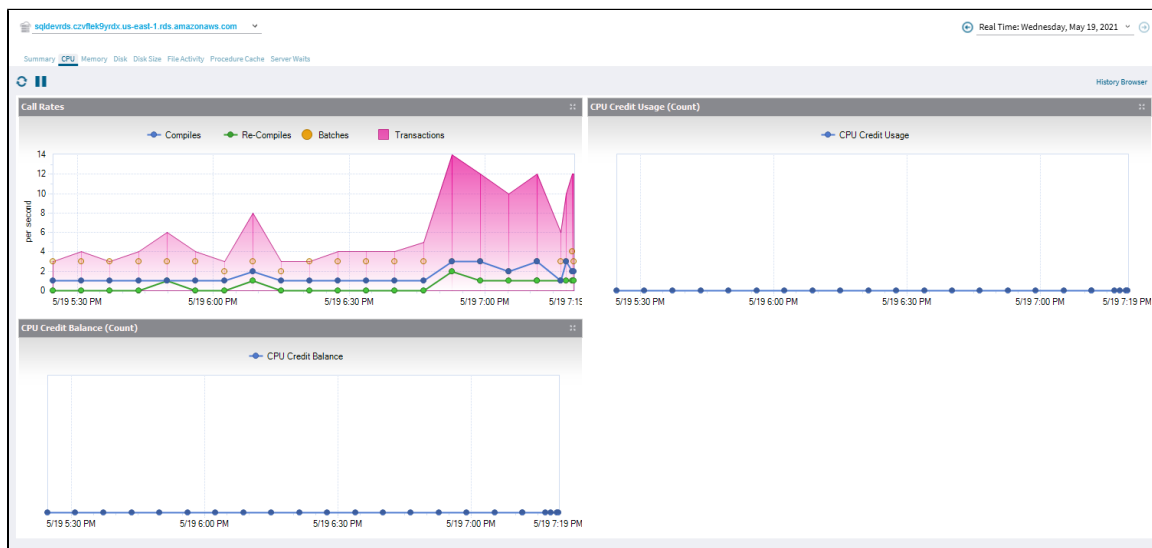
The Resources Summary tab displays real-time charts allowing you to quickly identify key diagnostic statistics for monitoring the resources for the selected Amazon RDS instance.



CPU

The Call Rates chart displays the rate of batch statements, the compiles into procedure cache, then recompilation of statements stored in the procedure cache.

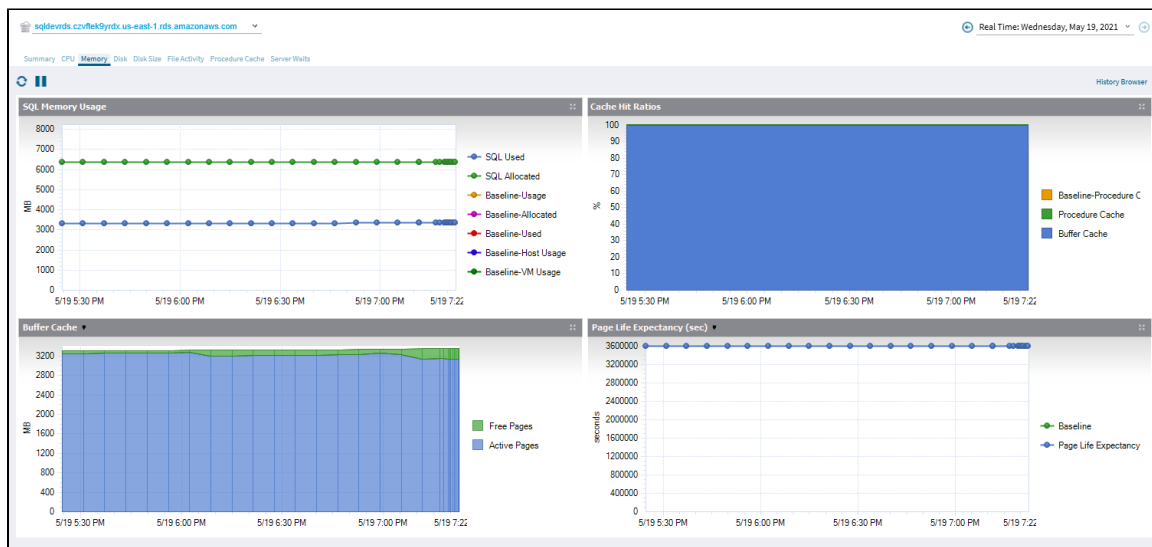
In addition, the Max Worker Percent chart shows the percentage of worker threads used on the database, relative to the maximum available for the service tier.



Memory

The following charts are available on the Memory tab:

- SQL Memory Usage - Displays the SQL Memory Usage by what is used by SQL Server compared to what is allocated and the total used.
- Paging - Displays the memory pages per second.
- Memory Areas - Displays the memory usage of the Procedure Cache, Connections, Locks, Database, Optimizer, Sort, Hash, and Index.
- Cache Hit Ratios - Displays the hit ratios of the Buffer and Procedure cache.
- Buffer Cache - Displays the buffer cache used by Free and Active pages.
- Page Life Expectancy (sec) - Provides the time in seconds that a page remains in the cache or buffer pool.
- Database Average Memory Usage Percent - Displays the percentage of memory used for the database, relative to the maximum available for the service tier.



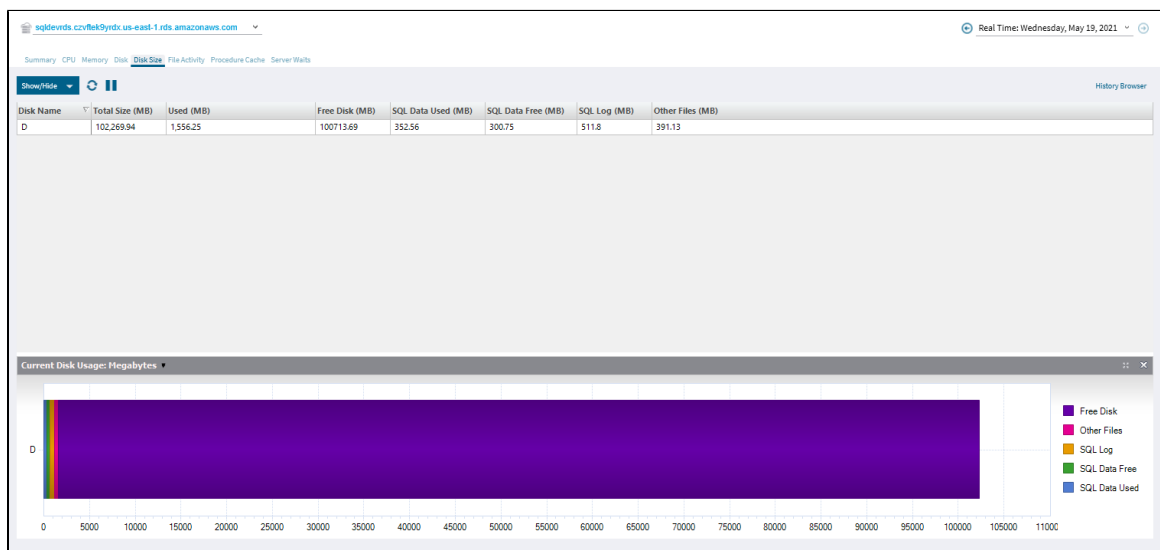
Disk

The Disk tab shows the key statistics on the way your disks are used on your Amazon RDS server.



Disk Size

The Disk Size tab allows you to view key statistics on the way your disks are used on the computer hosting your Amazon RDS instance. This allows you to analyze your disk performance for any performance bottlenecks that may be occurring.



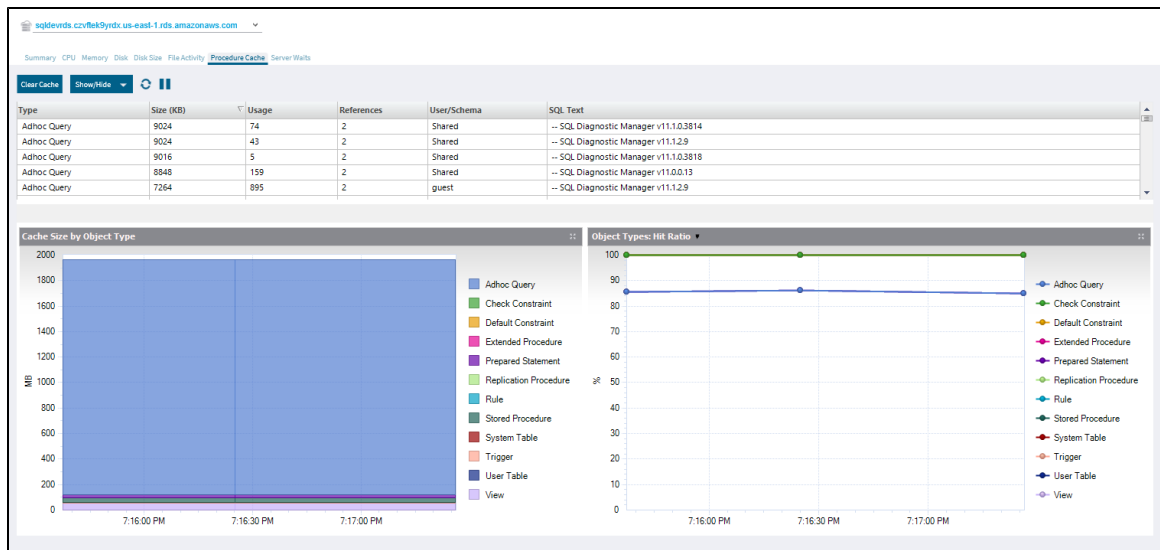
File Activity

The SQL Diagnostic Manager File Activity allows you to view your database files' relative activity on a file-by-file basis.

Each database file is listed in a column that represents the disk or mount point on which the files reside. At the top of each column the overall Reads, Writes, and Transfers per second are listed. Click an individual file to expand it to view its graph and activity data.

Procedure Cache

The SQL Diagnostic Manager File Activity allows you to view your database files' relative activity on a file-by-file basis. Each database file is listed in a column that represents the disk or mount point on which the files reside. At the top of each column the overall Reads, Writes, and Transfers per second are listed. Click an individual file to expand it and view a graph and the activity data specific to that file.



Server Waits

The Server Waits view allows you to see all of the waits affecting Amazon RDS server performance.

