

# SQL Diagnostic Manager requirements

There are three types of SQL Diagnostic Manager installation (Trial, General, and Production). Refer to the following list of requirements for each type of installation.



SQL Diagnostic Manager 12.3 requires Microsoft SQL Server 2016 or above running on the computer that hosts the SQL Diagnostic Manager Repository database for all installations.




Tempdb monitoring is supported on SQL Server 2005 and above servers only.



To run PowerShell scripts, upgrade to PowerShell 3.0 or higher. This upgrade is required to use the PowerShell snap-in.

## Trial requirements

Consider the following requirements when installing all SQL Diagnostic Manager components on one computer.

Type	Requirement
SQL Server Standard or Enterprise Edition	<ul style="list-style-type: none"> <li>SQL Server 2016</li> </ul> <p>Only on Windows and Linux</p> <ul style="list-style-type: none"> <li>SQL Server 2017</li> <li>SQL Server 2019</li> <li>SQL Server 2022</li> </ul> <div>  SQL Diagnostic Manager monitors and supports older versions of SQL Server on a best-effort basis.         </div>
Hard Disk Space	200 MB for all SQL Diagnostic Manager components
Windows Permissions	Your Windows Logon account includes local Administrator permissions
SQL Server Privileges	Either a Windows user account or SQL Server login that includes System Administrator privileges on the monitored SQL Server instances

## General requirements

The following requirements apply to all SQL Diagnostic Manager components.

Type	Requirement
CPU	2.0 GHz or higher
Memory	1 GB
Operating System 64-bit	<ul style="list-style-type: none"> <li>Windows 10</li> <li>Windows 11</li> <li>Windows Server 2012</li> <li>Windows Server 2012 R2</li> <li>Windows Server 2016</li> <li>Windows Server 2019</li> <li>Windows Server 2022</li> </ul>
Port Access	5166, 5167, 5169

Client Browser	<ul style="list-style-type: none"> <li>• Microsoft Edge</li> <li>• Google Chrome</li> <li>• Mozilla Firefox</li> <li>• Safari 9+</li> </ul>
----------------	---

## Production requirements

Consider the following requirements when installing SQL Diagnostic Manager in an environment where the components are on separate computers.

## SQL Diagnostic Manager Console

Type	Requirement
Disk Space	40 MB
SQL Server Permissions	Your Windows login account includes Read Access to the SQL Diagnostic Manager Repository. You can specify a SQL Server login instead.
Monitor Resolution	1280 x 1024 with small text for the best viewing of the SQL Diagnostic Manager Dashboard

### SQL Diagnostic Manager Services

Type	Requirement
Disk Space	50 MB
Collection Service Permissions	For more information, review the <a href="#">User Creation Scripts</a> .
Management Service Permissions	Sysadmin fixed server role on SQL Diagnostic Manager Repository instance
Windows Runtime Components	<ul style="list-style-type: none"> <li>• Microsoft .NET 4.8+ (Required)</li> <li>• MDAC 2.8</li> </ul>




SQL Diagnostic Manager 11.0 installer checks for your current .NET framework version and prompts the required .NET update. After installing the latest version of .NET Framework you need to reboot your machine. Otherwise, SQLDM installation fails.


## SQL Diagnostic Manager Repository




SQL Diagnostic Manager 7.2 and later includes a repository autogrow setting at 32 MB, which is sufficient for trial and small environments in production. Environments with larger, multi-server installations should change the repository autogrow setting to 250 MB or higher to prevent frequent data file autogrow, which can cause performance problems. Using percentage-based autogrow is not recommended.

Type	Requirement
Disk Space	1GB to 3GB for one year of data per monitored SQL Server instance

SQL Server Standard or Enterprise /Datacenter Edition	<ul style="list-style-type: none"> <li>SQL Server 2016</li> </ul> <p>Only on Windows and Linux:</p> <ul style="list-style-type: none"> <li>SQL Server 2017</li> <li>SQL Server 2019</li> <li>SQL Server 2022</li> </ul> <div>  SQL Diagnostic Manager monitors and supports older versions of SQL Server on a best-effort basis. </div>
Cloud Deployment	<ul style="list-style-type: none"> <li>Azure IaaS VM Windows</li> <li>Azure IaaS VM Linux</li> <li>Amazon AWS IaaS VM Windows</li> <li>Amazon AWS IaaS Linux</li> </ul>

 SQL Diagnostic Manager supports any IaaS deployment if the version of SQL Server used is supported.

## Monitored SQL Server Instances

Type	Requirement
SQL Server	<ul style="list-style-type: none"> <li>SQL Server 2014</li> <li>SQL Server 2016</li> <li>SQL Azure</li> <li>Amazon RDS</li> </ul> <p>Only on Windows and Linux</p> <ul style="list-style-type: none"> <li>SQL Server 2017</li> <li>SQL Server 2019</li> <li>SQL Server 2022</li> </ul> <div>  SQL Diagnostic Manager monitors and supports older versions of SQL Server on a best-effort basis. </div>

## Cloud Deployment

- Azure DB
  - Single
  - Elastic Pool
  - Managed Instance
- Amazon RDS SQL
  - SQL Server 2016
  - SQL Server 2017
  - SQL Server 2019
  - SQL Server 2022
- Azure IaaS VM Windows (All SQL Versions)
- Azure IaaS VM Linux
  - SQL Server 2017
  - SQL Server 2019
  - SQL Server 2022
- Amazon AWS IaaS VM Windows (All SQL Versions)
- Amazon AWS IaaS VM Linux
  - SQL Server 2017
  - SQL Server 2019
  - SQL Server 2022



For more information about instances hosted on the cloud please review the following [link](#).



SQL Diagnostic Manager supports any IaaS deployment if the version of SQL Server used is supported.



## Azure SQL and Amazon RDS permissions

Review the [Minimum and Recommended Permissions for Amazon RDS](#) and the [Minimum and Recommended Permissions for Azure SQL](#) to create an SQL Server user on the server to monitor a cloud instance.

This topic provides the minimum requirements for installing SQL Diagnostic Manager. For more information about installation requirements, view [SQL Diagnostic Manager Hardware Sizing guidelines](#).

## SQL Diagnostic Manager Management Pack and SCOM support requirements

The IDERA SQL Diagnostic Manager Management Pack for integration with SCOM is designed for System Center Operations Manager 2007 R2 and above. For more information about SQL Diagnostic Manager MP and SCOM installation, see [Install and configure the SQL Diagnostic Manager Management Pack for SCOM](#).

**SQL Diagnostic Manager for SQL Server** performance monitoring, alerting, and diagnostics for SQL Server.

[IDERA](#) | [Products](#) | [Purchase](#) | [Support](#) | [Community](#) | [Resources](#) | [About Us](#) | [Legal](#)