




# Configure navigation order in the IDERA Dashboard

The **Configure Navigation Order** section of the **Administration** view allows users to customize the order of the different IDERA products on the navigation tab. When you access this option, you can drag and drop tabs to change the order. To go to previous settings, click **Reset to the default order**.



You can also modify the order of the products by accessing the top menu  and clicking  **Customize** to enable the drag and drop feature. Select a product and release it in the desired position. Click **Save** when you are done.

SQL **Safe** is a high-performance backup and recovery solution for your SQL Servers. [Learn more](#) > >

|                               |                          |                          |                         |                           |                          |                           |                       |
|-------------------------------|--------------------------|--------------------------|-------------------------|---------------------------|--------------------------|---------------------------|-----------------------|
| <a href="#">IDERA Website</a> | <a href="#">Products</a> | <a href="#">Purchase</a> | <a href="#">Support</a> | <a href="#">Community</a> | <a href="#">About Us</a> | <a href="#">Resources</a> | <a href="#">Legal</a> |
|-------------------------------|--------------------------|--------------------------|-------------------------|---------------------------|--------------------------|---------------------------|-----------------------|