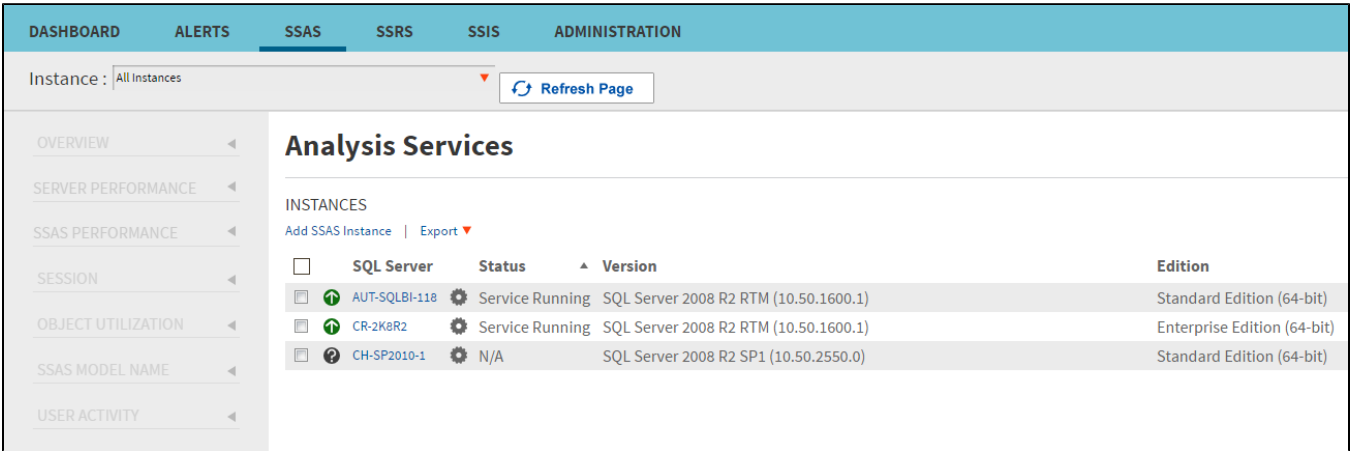


SSAS performance view

The SSAS performance view provides comprehensive information on the SQL Server Analysis Services and instances.



In the SSAS performance view you can:

- Get an overview of your SQL Server Analysis Services status and health .
- Add SSAS instances for monitoring.
- Export the current view to a PDF, XLS, or SML file.
- Perform actions on a single BI instance.
- Perform bulk actions on several BI instances.
- Access information of a specific monitored BI instance.

Overview of your SQL Server Analysis Services

The SSAS performance view provides an overview of your SQL Server Analysis Services. Information displayed includes:

- All monitored instances
- Status of monitored instances
- SQL Server version and edition

Add SSAS instances for monitoring

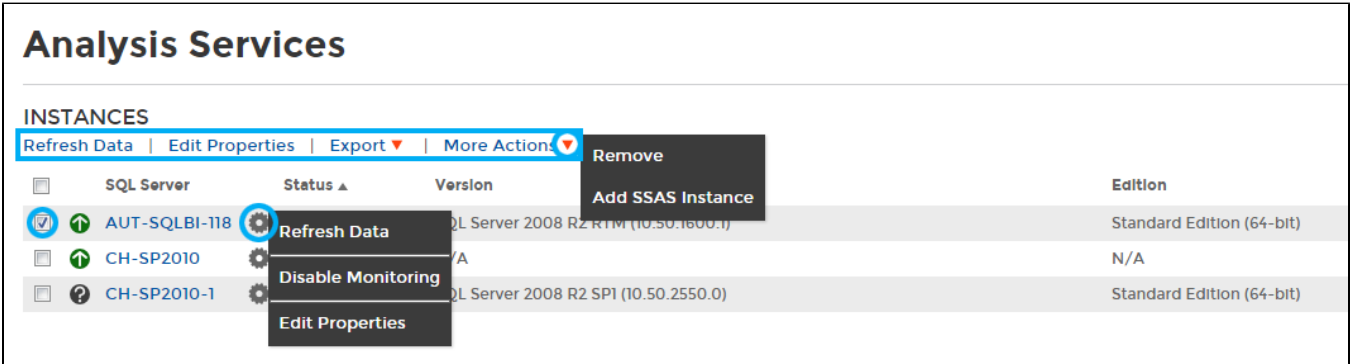
Click the **Add SSAS Instance** option above the list to open the Add Instance Wizard. It automatically defines the service you want to monitor as

Perform actions on a single BI instance

After you select a SQL Server from the list you can perform the following actions:

- Refresh Data:** Allows you to update the information manually.
- Edit Properties:** Allows you to modify the previously established credentials.
- Export:** Allows you to export the information available on the SSAS performance view to a PDF, XLS, or XML file.
- Remove:** Allows you to remove instances that you no longer want to monitor.

Additionally, by clicking the gear icon you can also **Disable Monitoring** temporarily (during maintenance operations), as well as to **Refresh Data** and **Edit Properties**.



Perform bulk actions on several BI instances

After you select more than one SQL Server from the list, you can perform the following bulk actions:

- Edit Credentials:** Allows you to modify the previously established credentials.
- Export:** Allows you to export the information available on the SSAS performance view to a PDF, XLS, or XML file.
- Remove:** Allows you to remove instances that you no longer want to monitor.

Additionally, you can click the gear icon to access the option to temporarily **Disable Monitoring** (during maintenance operations), as well as to **Edit Credentials**.

Analysis Services

INSTANCES

Edit Credentials | Export | More Actions

<input checked="" type="checkbox"/>	SQL Server	Status	Version	Edition
<input checked="" type="checkbox"/>	AUT-SQLBI-118	Service Running	SQL Server 2008 R2 RTM (10.50.1600.1)	Standard Edition (64-bit)
<input checked="" type="checkbox"/>	CH-SP2010			N/A
<input checked="" type="checkbox"/>	CH-SP2010-1		SQL Server 2008 R2 SP1 (10.50.2550.0)	Standard Edition (64-bit)


Remove

Add SSAS Instance

Bulk Actions for 3 Instances

Disable Monitoring

Edit Credentials

 If you remove an instance, SQL BI Manager no longer monitors that instance and deletes all associated data from the database.

Access information of a specific monitored BI instance

You can access detailed information about a specific monitored BI instance by selecting it from the Instance drop-down or by clicking the name of the instance from the list.

DASHBOARD | ALERTS | **SSAS** | SSRS | SSIS | ADMINISTRATION

Instance: All Instances | Refresh Page

OVERVIEW

SERVER PERFORMANCE

SSAS PERFORMANCE

SESSION

OBJECT UTILIZATION

SSAS MODEL NAME

USER ACTIVITY

INSTANCES

Add SSAS Instance | Export

<input type="checkbox"/>	SQL Server	Status	Version	Edition
<input checked="" type="checkbox"/>	AUT-SQLBI-118	Service Running	SQL Server 2008 R2 RTM (10.50.1600.1)	Standard Edition (64-bit)
<input checked="" type="checkbox"/>	CR-2K8R2	Service Running	SQL Server 2008 R2 RTM (10.50.1600.1)	Enterprise Edition (64-bit)
<input checked="" type="checkbox"/>	CH-SP2010-1	N/A	SQL Server 2008 R2 SP1 (10.50.2550.0)	Standard Edition (64-bit)

Upon your selection, an instance summary with basic details such as **Machine Name** and **Host Server** displays. You can also view current active alerts specific to the instance and a summary of SSAS downtime.

DASHBOARDALERTSSSASSSRSSISADMINISTRATION

Instance : AUT-SQLBI-118

Refresh Page

OVERVIEW

SERVER PERFORMANCE

SSAS PERFORMANCE

SESSION

OBJECT UTILIZATION

SSAS MODEL NAME

USER ACTIVITY

INSTANCE SUMMARY

Machine NameAUT-SQLBI-118

Host ServerAUT-SQLBI-118

CURRENT ACTIVE ALERTS (5 Alerts | 5 Critical | 0 Warning | 0 Info)

BI Service	First Seen	Alert Preview	Alert Threshold
<div>LEVEL 1</div> AUT-SQLBI-118	May 23, 2016 02:34 PM	CRITICAL: Interrupts Per sec at 1218	50.0
<div>LEVEL 1</div> AUT-SQLBI-118	May 23, 2016 02:34 PM	CRITICAL: Process Working Set at 7190347776	50.0
<div>LEVEL 1</div> AUT-SQLBI-118	May 23, 2016 02:34 PM	CRITICAL: Available Bytes at 1296039936	50.0
<div>LEVEL 1</div> AUT-SQLBI-118	May 23, 2016 02:34 PM	CRITICAL: Committed Bytes at 8711139328	50.0
<div>LEVEL 1</div> AUT-SQLBI-118:SSAS	May 23, 2016 02:31 PM	CRITICAL: SSAS Working Set at 122863616	50.0

Display: 50Refresh

SSAS DOWNTIME SUMMARY

From	To	Error	Total Downtime
No Results Found			

You can click the Alert Preview text from the current active alerts list to display the specific chart or detailed information.

On the left sidebar you can choose from several options that display information and charts for both SSAS performance and server performance. [Click here](#) to learn more about the SSAS metrics available.

SQL [Business Intelligence Manager](#) identifies issues within the SQL BI environment to help optimize BI service performance. [Learn more](#) >>

IDERA Website	Products	Purchase	Support	Community	About Us	Resources	Legal
-------------------------------	--------------------------	--------------------------	-------------------------	---------------------------	--------------------------	---------------------------	-----------------------