

My environment

UP

5


DOWN

4


CRITICAL

20


MY ENVIRONMENT

 All SSAS Services


3

 All SSRS Services


3

 All SSIS Services


3

 Disabled SSAS Services


0


 Disabled SSRS Services

0

 Disabled SSIS Services

0

 Side-By-Side Server Performance

 Available Licenses

Unlimited

On the right side of the dashboard, SQL BI Manager provides a summary overview of the status and contents of your SQL BI environment that includes:

- **Instances Status** - The number of BI Service Instances that are up, down or critical.
- **BI Services** - The number of BI Services (SSAS, SSRS, or SSIS), currently monitored in your SQL BI environment.
- **Disabled BI Services** - The number of BI Services (SSAS, SSRS, or SSIS), that are disabled from monitoring.
- **Side-By-Side Server Performance** - Upon selecting this option, information about the combined resource utilization on servers hosting BI services displays. For additional information, see [Side-By Side Server Performance](#) widget.
- **Available Licenses** - Access this option to view your current license, add, or buy another one. For more information, refer to [Managing licenses](#).

SQL [Business Intelligence Manager](#) identifies issues within the SQL BI environment to help optimize BI service performance. [Learn more >>](#)

IDERA Website	Products	Purchase	Support	Community	About Us	Resources	Legal
-------------------------------	--------------------------	--------------------------	-------------------------	---------------------------	--------------------------	---------------------------	-----------------------