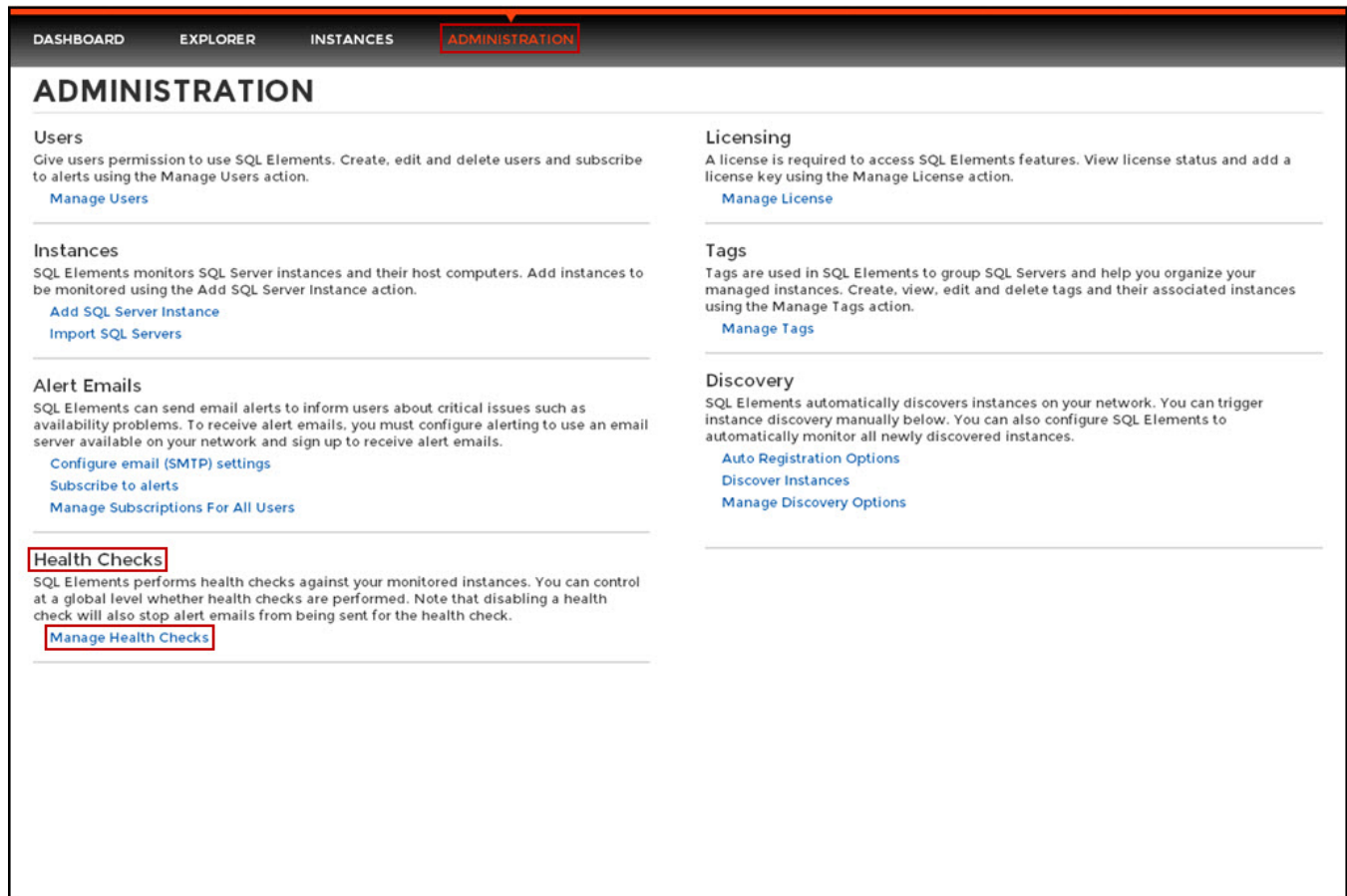


Manage Health Checks

[Click here for 1.0 Documentation](#)

Individual health checks can be enabled and disabled at a global level to prevent email notifications and health check warnings. To access your managed health checks, go to the **Administration** tab, and click **Manage Health Checks** on the **Health Checks** section.



The screenshot shows the 'ADMINISTRATION' tab selected in the top navigation bar. The main content area is titled 'ADMINISTRATION' and contains several sections: 'Users', 'Instances', 'Alert Emails', 'Licensing', 'Tags', and 'Discovery'. The 'Health Checks' section is highlighted with a red box. It contains the text: 'SQL Elements performs health checks against your monitored instances. You can control at a global level whether health checks are performed. Note that disabling a health check will also stop alert emails from being sent for the health check.' Below this text is a link 'Manage Health Checks' which is also highlighted with a red box.

ADMINISTRATION

Users
Give users permission to use SQL Elements. Create, edit and delete users and subscribe to alerts using the Manage Users action.
[Manage Users](#)

Instances
SQL Elements monitors SQL Server instances and their host computers. Add instances to be monitored using the Add SQL Server Instance action.
[Add SQL Server Instance](#)
[Import SQL Servers](#)

Alert Emails
SQL Elements can send email alerts to inform users about critical issues such as availability problems. To receive alert emails, you must configure alerting to use an email server available on your network and sign up to receive alert emails.
[Configure email \(SMTP\) settings](#)
[Subscribe to alerts](#)
[Manage Subscriptions For All Users](#)

Health Checks
SQL Elements performs health checks against your monitored instances. You can control at a global level whether health checks are performed. Note that disabling a health check will also stop alert emails from being sent for the health check.
[Manage Health Checks](#)

Licensing
A license is required to access SQL Elements features. View license status and add a license key using the Manage License action.
[Manage License](#)

Tags
Tags are used in SQL Elements to group SQL Servers and help you organize your managed instances. Create, view, edit and delete tags and their associated instances using the Manage Tags action.
[Manage Tags](#)

Discovery
SQL Elements automatically discovers instances on your network. You can trigger instance discovery manually below. You can also configure SQL Elements to automatically monitor all newly discovered instances.
[Auto Registration Options](#)
[Discover Instances](#)
[Manage Discovery Options](#)




The **Manage Health Checks** window opens and displays all available health checks. Please keep in mind that not all health checks send email alert notifications, the envelope icon next to the health check title tells you which health checks send email notifications.

If you do not want SQL Elements to perform any of these health checks, you can click **Disable** on the respective health check. After you disable a health check, SQL Elements no longer perform this health check and you will not receive email notifications from this health check either.

?

X

Manage Health Checks

| | |
|--|--------------------|
| Database at risk (Data)  | <div>Disable</div> |
| Description: Database data files at risk of running out of space Status: Enabled | |
| Database at risk (Logs)  | <div>Disable</div> |
| Description: Database log files at risk of running out of space Status: Enabled | |
| Database backup is not current | <div>Disable</div> |
| Description: Indicated database does not have a current backup Status: Enabled | |
| Database consistency has never been checked | <div>Disable</div> |
| Description: Indicated database has never been checked with DBCC CHECKDB Status: Enabled | |
| Database consistency has not been checked recently | <div>Disable</div> |
| Description: Indicated database has not been checked with DBCC CHECKDB recently Status: Enabled | |
| Database does not have a backup | <div>Disable</div> |
| Description: Indicated database has never been backed up Status: Enabled | |
| Database has autoshrink enabled | <div>Disable</div> |
| Description: Indicated database has autoshrink enabled Status: Enabled | |
| Database is not in a usable state | <div>Disable</div> |
| Description: The state of the database is not OK Status: Enabled | |
| Limited Permissions  | <div>Disable</div> |
| Description: Unable to fully monitor your SQL Server due to permissions Status: Enabled | |
| Optimize for adhoc workloads disabled | <div>Disable</div> |
| Description: The 'optimize for ad hoc workloads' option is disabled -- . - . . . | |

CLOSE



Available Health Checks

For more information about the Health Checks performed by SQL Elements, go to [What Health Checks are available with SQL Elements?](#).