





Alerts view

The Alerts view provides comprehensive information on availability and performance issues in your SQL BI environment, as well as OS statistics on SQL BI services instances. In the Alerts tab , you can get an overview of all active alerts, as well as an overview of historical alerts.

DASHBOARD	ALERTS 4	SSAS	SSRS	SSIS	ADMINISTRATION
-----------	----------	------	------	------	----------------




Jump to: [Historical Alerts](#)






Current Active Alerts

BI Service	First Seen	Alert Preview	Alert Threshold
 WIN-90GCKKJIPTJ:SSIS	Nov 01, 2016 10:02 AM	SSIS Service Is Down.	1.0
 SERVER012:SSIS	Nov 01, 2016 10:02 AM	SSIS Service Is Down.	1.0
 SERVER012	Nov 01, 2016 10:32 AM	WARNING: Processor Queue Length At 5	5.0
 WIN-90GCKKJIPTJ	Nov 01, 2016 10:01 AM	WARNING: Processor Queue Length At 6	5.0

200 total Alerts 10 per page << 1 / 1 >>

Historical Alerts

From 10/31/2016 10:35 AM To 11/01/2016 10:35 AM    Export

BI Service	First Seen	Cleared At	Alert Preview	Alert Thres...
 SERVER012	Nov 01, 2016 10:26 AM	Nov 01, 2016 10:26 AM	INFORMATIONAL: Processor Queue Length At 4	3.0
 SERVER012	Nov 01, 2016 10:20 AM	Nov 01, 2016 10:20 AM	CRITICAL: Processor Queue Length At 10	10.0
 SIDROCID01	Nov 01, 2016 10:02 AM	Nov 01, 2016 10:02 AM	INFORMATIONAL: Processor Queue Length At 4	3.0
 SERVER012	Nov 01, 2016 10:02 AM	Nov 01, 2016 10:14 AM	WARNING: Processor Queue Length At 7	5.0
 SERVER012	Nov 01, 2016 10:01 AM	Nov 01, 2016 10:01 AM	CRITICAL: Processor Queue Length At 11	10.0

200 total Alerts 10 per page << 1 / 1 >>

Current Active Alerts

The current performance alerts roll-up view displays detailed information such as:

- BI Service
- Date/Time of alert inception
- Alert Preview (description)
- Alert Threshold

Click the BI Service name from the list to access an overview of the selected BI Service. You can also click the Alert Preview text description on any Alert to view detailed information or display the chart for the specific metric.


 The most recent alert always shows up at the top of the panel.

The following colors in the Alerts view are associated with a status and action within SQL BI Manager:

Color	Meaning
Gray	Informational threshold where SQL BI Manager generates an informational alert.
Yellow	Warning threshold where SQL BI Manager generates a warning alert.

Red

Critical threshold where SQL BI Manager generates a critical alert.

 From the current performance alerts you can jump to your historical alerts. Find the **Jump to Historical alerts** option above the Current Active Alerts list.

Historical alerts

The historical alerts roll-up view displays detailed information such as:

- BI Service
- Date/Time of alert inception
- Date/Time of alert clearing
- Alert Preview (description)
- Alert Threshold

Additionally, you can:

- Specify a time frame to display historical alerts.
- Click the BI Service name from the list to access an overview of the selected BI Service.
- Click the Alert Preview text description on any Alert to view detailed information or display the chart for a specific metric.

 SQL BI Manager allows you to configure alert thresholds, see [Configuring alert thresholds](#) for more information.