




My environment

	Up	6
	Down	2
	Critical	3
MY ENVIRONMENT		
All SSAS Services		2
All SSRS Services		3
All SSIS Services		3
Disabled SSAS Services		0
Disabled SSRS Services		0
Disabled SSIS Services		0
Available Licenses		Unlimited
Side-By-Side Server Performance		

On the right side of the dashboard, SQL BI Manager provides a summary overview of the status and contents of your SQL BI environment that includes:

- **Instances Status** - The number of BI Service Instances that are up, down or critical.
- **BI Services** - The number of BI Services (SSAS, SSRS, or SSIS), currently monitored in your SQL BI environment.
- **Disabled BI Services** - The number of BI Services (SSAS, SSRS, or SSIS), that are disabled from monitoring.
- **Side-By-Side Server Performance** - Upon selecting this option, information about the combined resource utilization on servers hosting BI services displays. For additional information, see [Side-By Side Server Performance](#) widget.
- **Available Licenses** - Access this option to view your current license, add, or buy another one. For more information, refer to [Managing licenses](#).

[IDERA](#) | [Products](#) | [Purchase](#) | [Support](#) | [Community](#) | [Resources](#) | [About Us](#) | [Legal](#)