

Details View tab

In the IDERA Dashboard Details view tab, users can select specific metrics to display. This tab contains product widgets of all the products registered with the IDERA Dashboard.

By default, the Details view tab contains the following widgets:




- Products by Alerts (All Products).
- Alerts by Category (All Products).
- Top Alerts by Metric (All Products).
- Alerts by Counts (All Products).
- Top Instances by Alert Count.
- Top Instances by CPU Usage.
- Top Databases by Alert Counts.
- Alert Counts by Category.

The screenshot displays the IDERA Dashboard interface. At the top, there's a navigation bar with 'Overview', 'Details View' (selected), 'Alerts', and 'Administration'. Below this, the 'INSTANCE DETAILS' section for 'WIN-N23BE3A8DSG' is shown. The dashboard contains five widgets:

- Products By Alerts | All Products:** Lists two products: SQLCM(supercm) and SQLCM(sqlcm-t1), both with 0 alerts.
- Alerts By Category | All Products:** Displays 'No current alerts'.
- Top Alerts By Metric | All Products:** Displays 'No current alerts'.
- Top Instances By Alert Counts | All Products:** Displays 'No current alerts'.
- Alert Counts | All Products:** Displays 'No Current Alerts'.

Each widget has a header bar with icons for settings (gear), expand/collapse (chevron), full screen (four arrows), and close (X). An 'Export' button is located in the top right corner of the dashboard area.

In the Details tab, you can perform the following actions:

- Expand or collapse a widget .
- View a widget in full size .
- Remove a widget .
- Filter widget information.