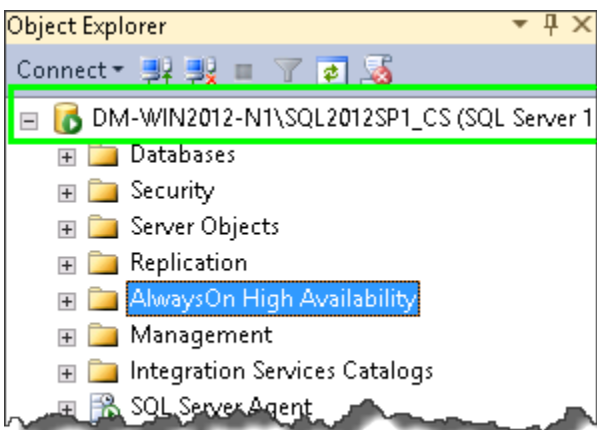


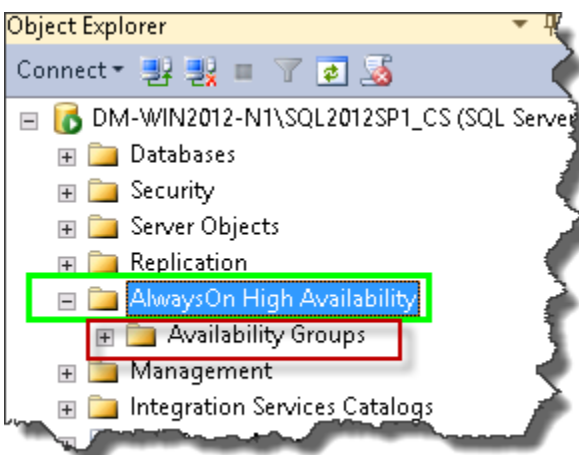
# AlwaysOn availability group listener name and port designation

This procedure guides you through the necessary steps to capture an availability group's listener name and port designation. This information is essential for IDERA Sales to generate a special license that allows you to host the SQL Diagnostic Manager Repository in an availability group. As a pre-requisite the SQL Diagnostic Manager Repository needs to be hosted in an availability group within the primary replica.

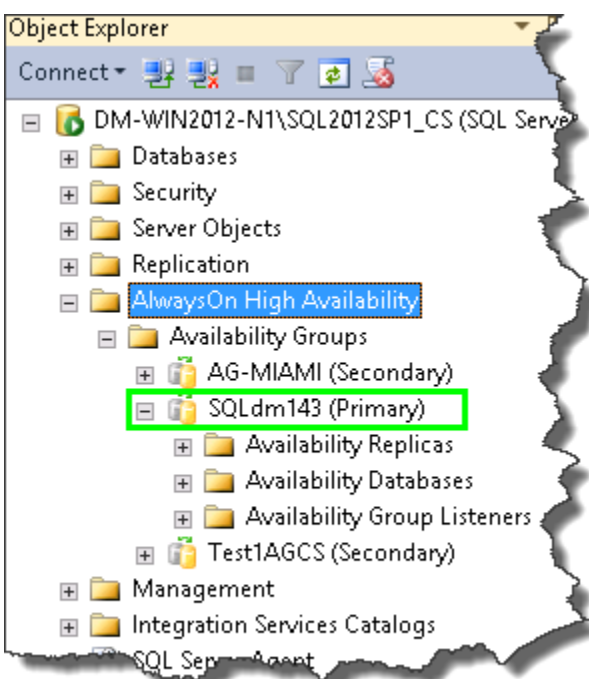
1. Within SSMS, go to node that contains the availability group that hosts the SQL Diagnostic Manager Repository and is the primary replica.



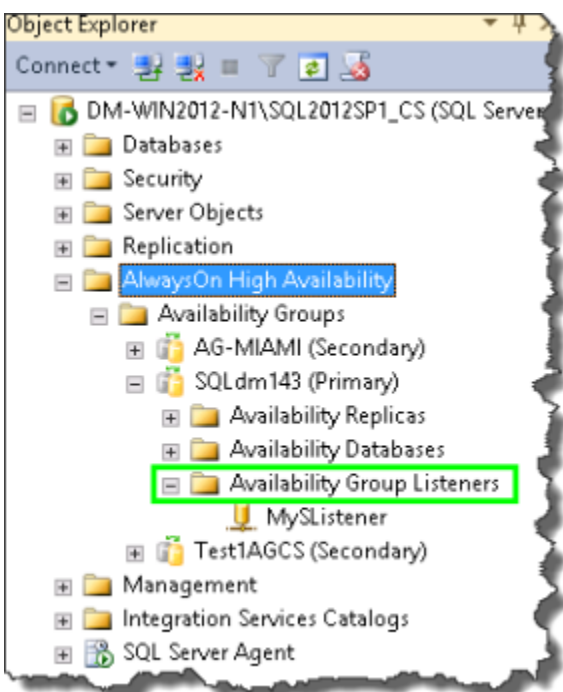
2. Expand the **AlwaysOn High Availability** folder and then the **Availability Groups** Folder.



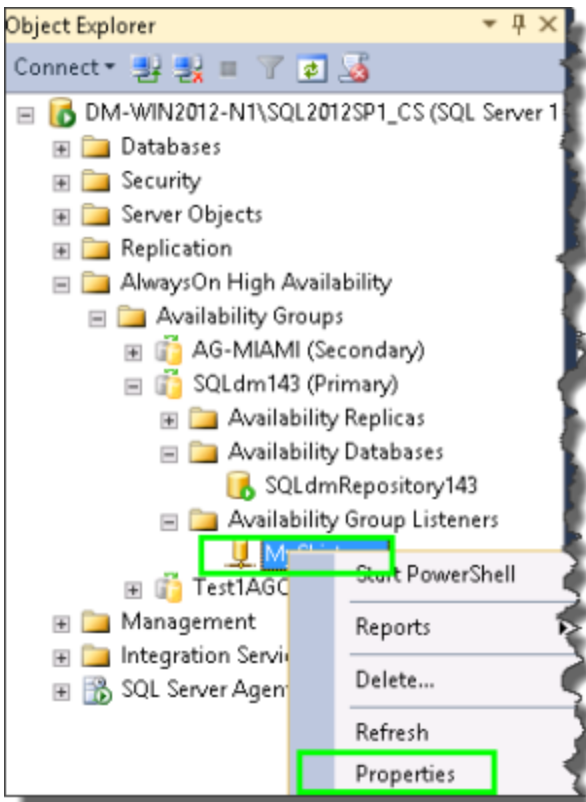
3. Expand the availability group that is the primary replica.



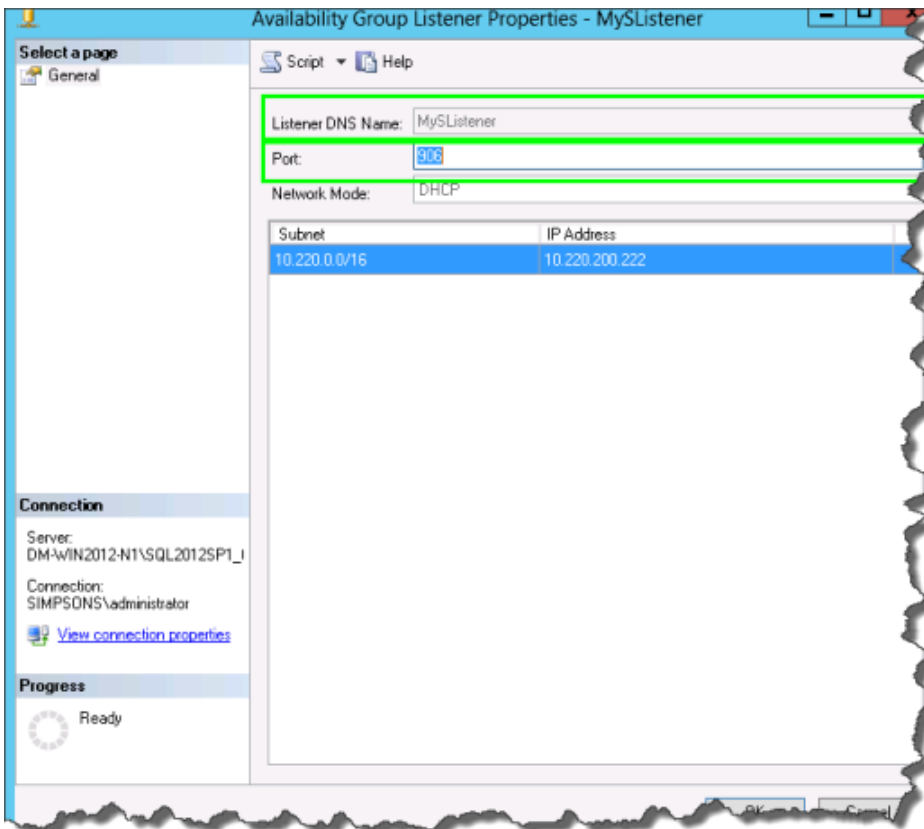
4. Expand the **Availability Group Listeners** Folder.



5. Right-click the listener, select Properties, and the Availability Group Listener Properties dialog Displays.



Send [IDERA Sales](#) the **Listener DNS Name** and **Port designation** information to obtain a new license to host the SQL Diagnostic Manager Repository in an availability group.



**SQL Diagnostic Manager** identifies and resolves SQL Server performance problems before they happen. [Learn more >>](#)

<a href="#">IDERA Website</a>	<a href="#">Products</a>	<a href="#">Purchase</a>	<a href="#">Support</a>	<a href="#">Community</a>	<a href="#">About Us</a>	<a href="#">Resources</a>	<a href="#">Legal</a>
-------------------------------	--------------------------	--------------------------	-------------------------	---------------------------	--------------------------	---------------------------	-----------------------