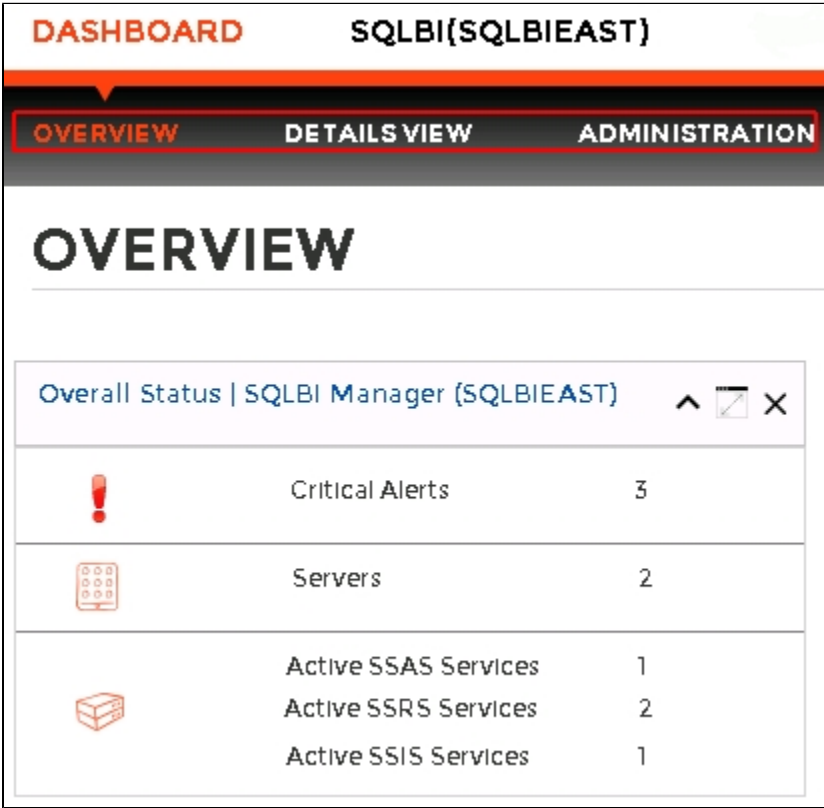


# Integration with the IDERA Dashboard

## What is the IDERA Dashboard?

The IDERA Dashboard is a common technology framework designed to support the entire IDERA product suite. The IDERA Dashboard allows users to get an overview of the status of their SQL Servers and hosted databases all in a consolidated view, while providing users the means to drill into individual product dashboards for details. The IDERA Dashboard supports multiple copies of SQL BI Manager installations.



The IDERA Dashboard is comprised of the following tabs:

- [Overview](#)
- [Details view](#)
- [Administration](#)

## What actions can be performed in the Overview tab of the IDERA Dashboard?

In the IDERA Dashboard users can glance at their registered products overall status through the Overview tab. This tab contains product widgets of all the products registered with the IDERA Dashboard. By default the Overview tab contains the following widgets for SQL BI Manager:

- Overall status

DASHBOARD

SQLBI(SQLBIEAST)


OVERVIEW

DETAILS VIEW

ADMINISTRATION


## OVERVIEW

Overall Status | SQLBI Manager (SQLBIEAST)




Critical Alerts

0



Servers

1



Active SSAS Services

1




Active SSRS Services

1

Active SSIS Services

1

In the Overview tab, you can perform the following actions:

- Click  to access the Alerts tab of SQL BI Manager.
- Click  to access the SQL BI Manager Dashboard and its **Side by Side Server Performance** widget.
- Click  to access the SQL BI Manager Dashboard.

### What actions can be performed in the Details view of the IDERA Dashboard?

In the IDERA Dashboard users can select specific metrics to display in the Details view tab. This tab contains product widgets of all the products registered with the IDERA Dashboard.



#### Customize the Details view tab

Users can customize this view in the Configure Navigation order widget of the Administration view.

### What actions can be performed in the Administration view of the IDERA Dashboard?

In the IDERA Dashboard all products show a common Administration tab, granted the logged-in user has administrator privileges. Selecting this tab, displays the Administration view which hosts a range of widgets for performing administration-related actions. Click image to view full size.



The Administration view of the IDERA Dashboard provides a central set of services related to specific actions such as:

- [Security](#)
- [Product registry](#)
- [Instance registry](#)
- [Navigation order configuration](#)
- [Dashboard views configuration](#)

For more information on each service and what configuration settings are available, visit each respective section.

SQL [Business Intelligence Manager](#) identifies issues within the SQL BI environment to help optimize BI service performance. [Learn more > >](#)

<a href="#">IDERA Website</a>	<a href="#">Products</a>	<a href="#">Purchase</a>	<a href="#">Support</a>	<a href="#">Community</a>	<a href="#">About Us</a>	<a href="#">Resources</a>	<a href="#">Legal</a>
-------------------------------	--------------------------	--------------------------	-------------------------	---------------------------	--------------------------	---------------------------	-----------------------