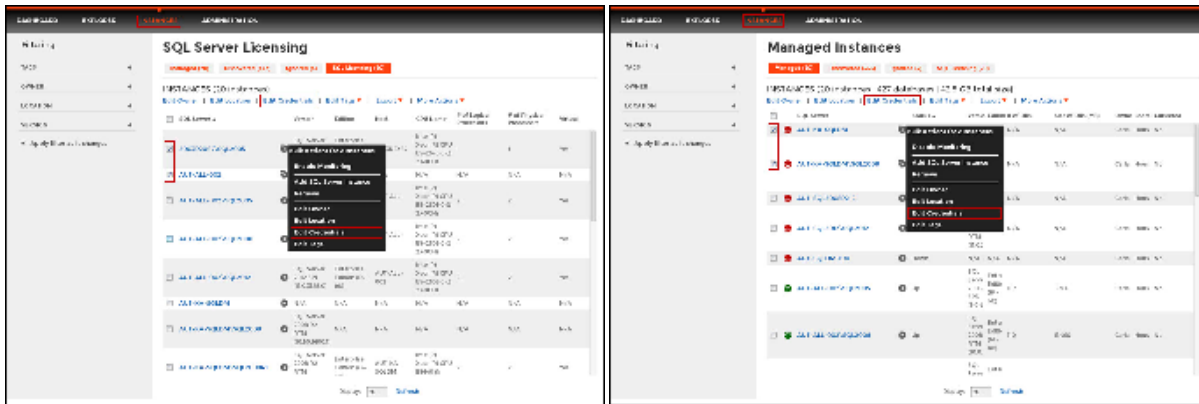


Changing credentials

When you register an instance, you define certain credentials, or if you have the auto-registration option enabled, SQL Elements registers your instances using the **SQL Elements service account** as the default connection credentials.

If you need to change these credentials for several instances, you can change them directly by clicking **Edit Credentials** on the **Managed Instances** section or **SQL Licensing** section of the **Instances** view. Note that to have this option enabled, you must select those instances whose credentials you want to change.

Below you can see the tabs and sections where you can find **Edit Credentials**. Click the images to view full size.





SQL Elements opens the **Edit Credentials** window where you can change your:

- SQL Connection Credentials
- WMI Connection Credentials

SQL Connection Credentials

These credentials allow you to connect to SQL Server instances to collect availability, capacity, and configuration data. To change these credentials, follow these steps:

- Go to the **SQL Connection Credentials** section.
- Choose between the SQL Elements service account, Windows user account, or SQL Server login account. The last two options require that you provide the respective login and password.
- After you define your **SQL Connection Credentials**, you can click **TEST CREDENTIALS** to make sure SQL Elements can use these credentials to gather data.

Edit Credentials

Credentials

SQL Connection Credentials

Specify the account to be used to gather instance information.

Account Type


SQL Elements service account ▼

WMI Connection Credentials

Specify the account to be used to gather host computer information.

Account Type

SQL Elements service account ▼

 **Pro Tip:** Test the credentials to make sure SQL Elements can gather data for instances and host computers.

TEST CREDENTIALS

SAVE CANCEL



Note

When you have the [auto-registration option enabled](#), SQL Elements uses the **SQL Elements service account** as the default SQL connection credentials.

WMI Connection Credentials

These credentials allow you to connect to the computer that hosts the SQL Server instance in order to collect its performance and computer details. To change these credentials, follow these steps:

- Go to the **WMI Connection Credentials** section.
- You can choose between the SQL Elements service account or Windows user account. If you choose the latter, you need to provide a login and password.
- After you define your **WMI Connection Credentials**, you can click **TEST CREDENTIALS** to make sure SQL Elements can use these credentials to gather data from host computers.

?

X

Edit Credentials

Credentials

SQL Connection Credentials

Specify the account to be used to gather instance information.

Account Type

SQL Elements service account ▼

WMI Connection Credentials

Specify the account to be used to gather host computer information.

Account Type

SQL Elements service account ▼

SQL Elements service account

Windows user account

SQL Elements can gather data for instances and host computers.

SAVE

CANCEL



Note

When you have the [auto-registration option enabled](#), SQL Elements uses the **SQL Elements service account** as the default WMI connection credentials.

You can also change credentials by accessing the **Edit Properties** window located on the following views:

- **Instances** tab - **Managed** view - Gear icon next to the instance name or on action items bar.
- **Instances** tab - **SQL Licensing** view - Gear icon next to the instance name or on action items bar.
- **Instance details** view - Action items bar.
- **Dashboard** tab - gear icon next to the instance name.

Keep in mind that the **Edit Properties** window allows you to change credentials only for a specific instance. If you want to change connection credentials for several instances at once, use the **Edit credentials** option explained in this section.

Below you can see the tabs and sections where you can find the **Edit Properties** window. Click the image to view full size.

There are no images attached to this page.



Minimum requirements

For more information on what minimum requirements you need for these accounts, click [here](#).