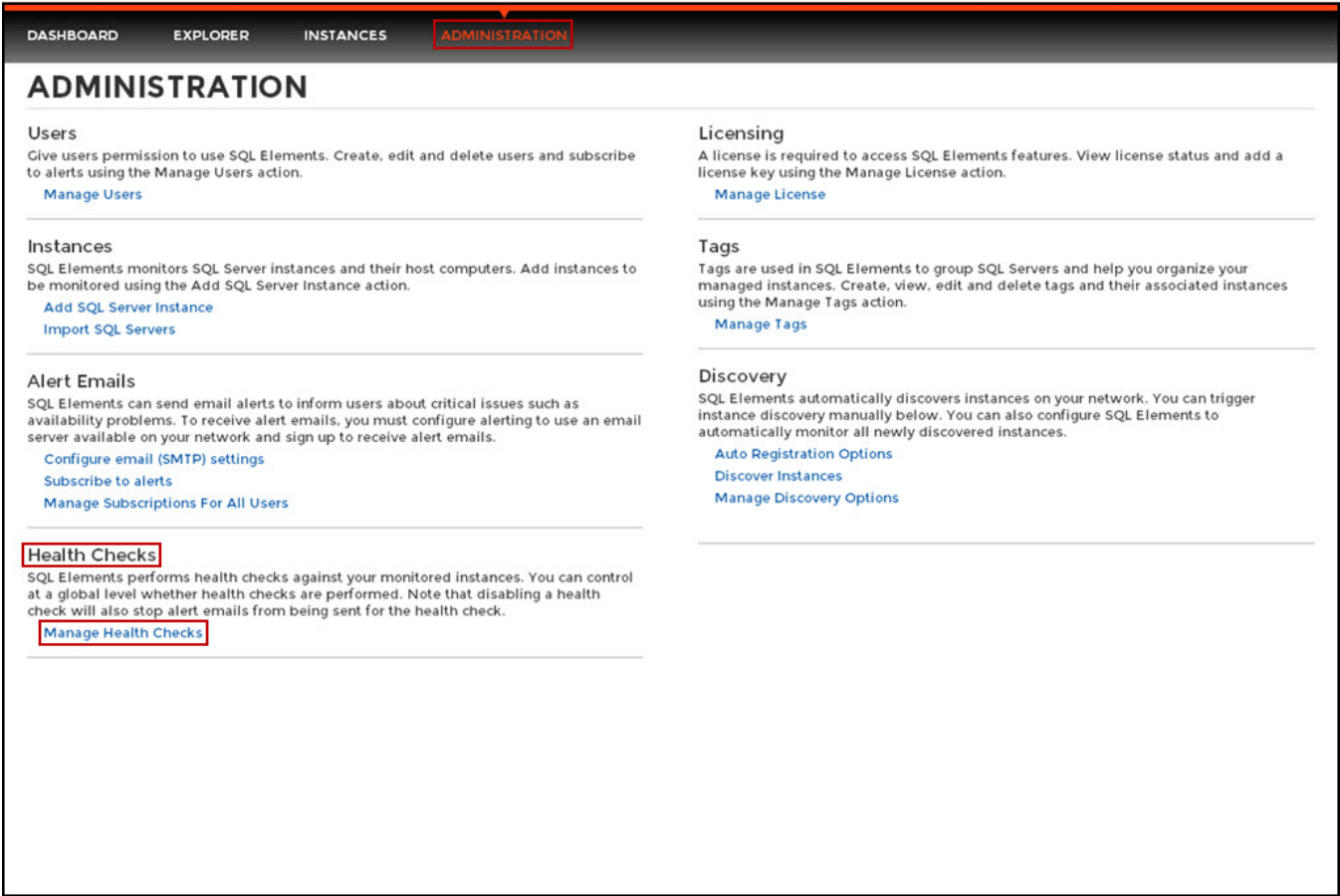


How to manage health checks

Individual health checks can be enabled and disabled at a global level to prevent email notifications and health check warnings. To access your managed health checks, go to the **Administration** tab, and click **Manage Health Checks** on the **Health Checks** section.






The **Manage Health Checks** window opens and displays all available health checks. Please keep in mind that not all health checks send email alert notifications, the envelope icon next to the health check title tells you which health checks send email notifications.

If you do not want SQL Elements to perform any of these health checks, you can click **Disable** on the respective health check. After you disable a health check, SQL Elements no longer perform this health check and you will not receive email notifications from this health check either.

?

X

Manage Health Checks

Database at risk (Data) 	Disable
Description: Database data files at risk of running out of space	
Status: Enabled	
Database at risk (Logs) 	Disable
Description: Database log files at risk of running out of space	
Status: Enabled	
Database backup is not current	Disable
Description: Indicated database does not have a current backup	
Status: Enabled	
Database consistency has never been checked	Disable
Description: Indicated database has never been checked with DBCC CHECKDB	
Status: Enabled	
Database consistency has not been checked recently	Disable
Description: Indicated database has not been checked with DBCC CHECKDB recently	
Status: Enabled	
Database does not have a backup	Disable
Description: Indicated database has never been backed up	
Status: Enabled	
Database has autoshrink enabled	Disable
Description: Indicated database has autoshrink enabled	
Status: Enabled	
Database is not in a usable state	Disable
Description: The state of the database is not OK	
Status: Enabled	
Limited Permissions 	Disable
Description: Unable to fully monitor your SQL Server due to permissions	
Status: Enabled	
Optimize for adhoc workloads disabled	Disable
Description: The 'optimize for ad hoc workloads' option is disabled	
.. . - . . .	

CLOSE



Available Health Checks

For more information about the Health Checks performed by SQL Elements, go to [What Health Checks are available with SQL Elements?](#).