

Exporting reports

IDERA SQL Inventory Manager brings you the opportunity to export useful information for managing your environment. You can export reports from the Health Checks Recommendations, Instances view, and the Explorer view. Additionally, you can choose between three types of formats for your reports: PDF, XLS, or XML.

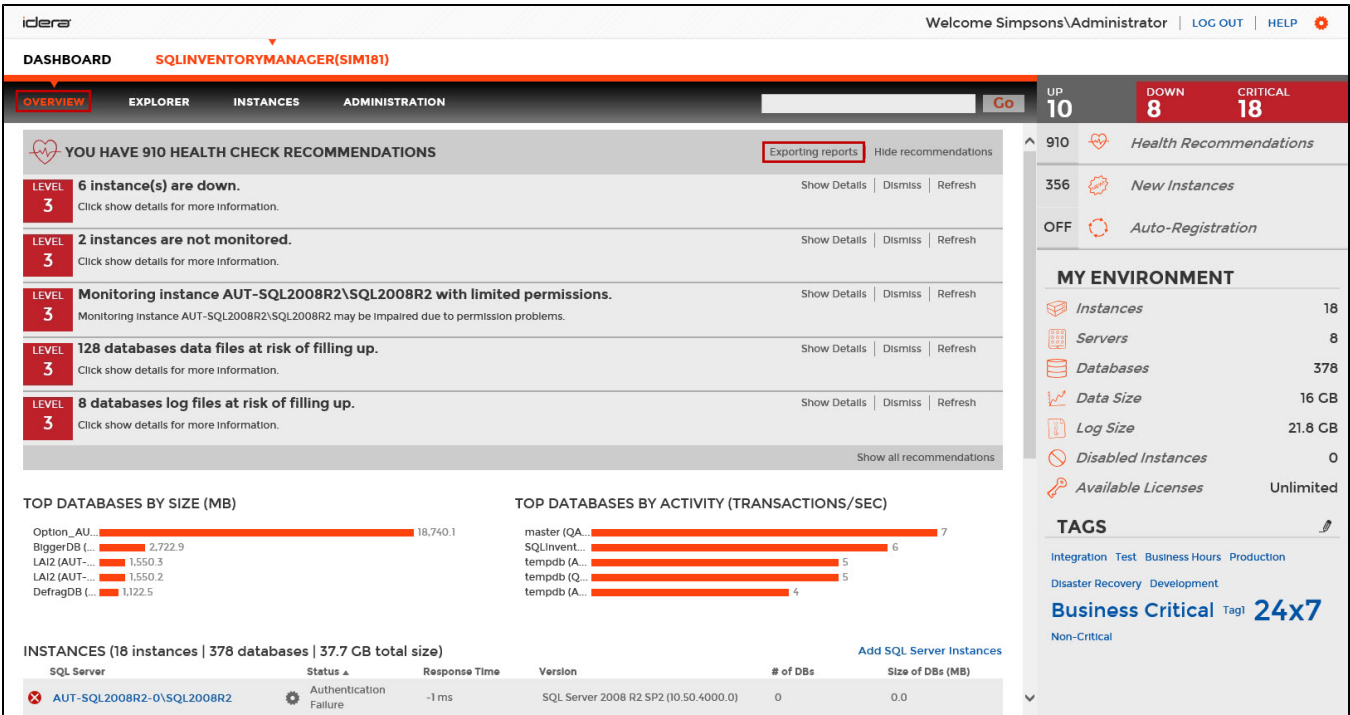
Exporting reports of specific health check recommendations, your managed instances, databases filtered by owner, are just some examples of the many possibilities for exporting the information that will help you manage your SQL Server environment.

Exporting Health Checks Recommendations

You can export the information from the Health Check Recommendations displayed on the Overview or the ones available on an Instance Details view. On each view, IDERA SQL Inventory Manager allows you to choose the type of information you want to export and the format for exporting.

Exporting from the Overview

The overview provides you with the most important information from your SQL Server instances. You can use the exporting option for getting reports from these recommendations. On the top right section of the Health Checks Recommendations section, you can find the option **Exporting reports**.



When you access this option, you have the following three choices for exporting recommendations:

- **Summary of recommendation categories.** The Overview displays a summary of all health checks recommendations grouped by categories of health check recommendations. This option allows you to export this summarized information.
- **Details for all recommendations.** By using this option, you can export a report that includes all available health check recommendations in detail.
- **Details for selected categories.** With this option, you can select those categories of health check recommendations you want to export. For example, you can choose to have a report for all databases that do not have a backup or for all the instances that are not monitored.

Export Health Check Recommendations

Select the type of data to export

☒ Summary of recommendation categories

☐ Details for all recommendations

☐ Details for selected categories

- ☐ 2 Instance(s) are down.
- ☐ 3 Instances are not monitored.
- ☐ Monitoring Instance AUT-SQL2008R2\SQL2008R2 may be Impaired
- ☐ 15 databases data files at risk of filling up.
- ☐ 5 databases log files at risk of filling up.
- ☐ 7 volumes at risk of filling up.
- ☐ 268 databases do not have a backup.
- ☐ 25 databases do not have a current backup.
- ☐ 4 database(s) have not been checked with DBCC CHECKDB recently.
- ☐ 35 database(s) are not in a usable state.

Export as

☒ PDF ☐ XLS ☐ XML

EXPORT

CANCEL

Choose the format for exporting, IDERA SQL Inventory Manager allows you export as **PDF**, **XLS**, or **XML**. Click **Export**.

Exporting from an Instance Details view

IDERA SQL Inventory Manager allows you to view the specific Health Check Recommendations of any registered SQL Server instance. You can export this information from the respective [Instance Details view](#) by clicking **Exporting reports** on the action items options from the Health Check Recommendations section.

idera Welcome Simpsons\Administrator | LOG OUT | HELP

DASHBOARD SQLINVENTORYMANAGER(SIM181)

OVERVIEW EXPLORER INSTANCES ADMINISTRATION

INSTANCE DETAILS AUT-2005-003\SQL2005

YOU HAVE 13 HEALTH CHECK RECOMMENDATIONS

LEVEL 3 6 databases do not have a backup. Click show details for more information. Show Details | Dismiss | Refresh

LEVEL 3 6 databases consistency has never been checked. Click show details for more information. Show Details | Dismiss | Refresh

LEVEL 2 Instance AUT-2005-003\SQL2005 configured to allow xp_cmdshell use. Instance AUT-2005-003\SQL2005 has configuration option xp_cmdshell set to 1. Show Details | Dismiss | Refresh

Exporting reports | Hide recommendations

APPLICATIONS

Application Name	Date Last Seen
Microsoft SQL Server Management Studio	Sep 8, 2015 3:54:46 PM
Microsoft SQL Server Management Studio - Query	Sep 8, 2015 3:54:46 PM
SQL diagnostic manager Collection Service	Sep 8, 2015 3:54:46 PM
SQLAgent - Alert Engine	Sep 8, 2015 3:54:46 PM
SQLAgent - Generic Refresher	Sep 8, 2015 3:54:46 PM

TOP DATABASES BY SIZE (MB)

Database	Size (MB)
SQLdmMo...	105.0
tempdb	8.5
msdb	6.2
master	4.5
model	3.7

TOP DATABASES BY ACTIVITY (TRANSACTIONS/SEC)

Database	Activity (TXN/SEC)
tempdb	4
master	2

INSTANCE SUMMARY

SQL Server 2005 RTM (9.0.1399.6)
Enterprise Edition (64-bit)

Maximum Memory: 2,147,483,647 MB
Minimum Memory: 0 MB

Port: 49181
Clustered: No

Databases: 7
Data Size: 124.0 MB
Log Size: 8.3 MB

Owner:
Location:
Comments:

Secure Data: No

View Configuration Settings

Data last collected: Sep 8, 2015 1:53 PM

SERVER SUMMARY

Host Server: AUT-2005-003

Inventory Tag:

View Server Details

When you access this option, you have the following three choices for exporting recommendations:

- **Summary of recommendation categories.** The Overview displays a summary of all health checks recommendations grouped by categories of health check recommendations. This option allows you to export this summarized information.
- **Details for all recommendations.** By using this option, you can export a report that includes all available health check recommendations in detail.
- **Details for selected categories.** With this option, you can select those categories of health check recommendations you want to export. For example, you can choose to have a report for all databases that do not have a backup or for all the instances that are not monitored.

Choose the format for exporting. IDERA SQL Inventory Manager allows you export as **PDF**, **XLS**, or **XML**. Click **Export**.

Exporting Managed Instances

On the top section of the **Managed** Instances view, you can find the **Export** option which allows you to choose your preferred format for exporting the information available on this view. You can export as a **PDF**, **XLS**, or **XML** file. Your exported reports include the filters you have applied to this view.

Managed Instances

Managed (18) | SQL Licensing (18) | Decommissioned (1) | Discovered (356) | Ignored (14)

INSTANCES (18 instances | 378 databases | 37.7 CB total size)

Add SQL Server Instance | Export

Export as PDF
Export as XLS
Export as XML

	SQL Server	Version	Edition	# of DBs	Size of DBs (MB)
QA-Z...	QA-Z... \SQL2K8	SQL Server 2008 R2 SP2 (10.50.4000.0)	Enterprise Edition	6	60.5
QA-W2K3STDSP2	QA-W2K3STDSP2 \SQL2005	SQL Server 2005 RTM (9.0.1399.6)	Standard Edition	4	24.4

Exporting SQL Licensing view

You can export the information available on the **SQL Licensing** view so you can better assess your SQL Server license requirements. Click **Export** on the action items options of this view and choose your preferred format for exporting: **PDF**, **XLS** or **XML**. If you applied filters on this view, the exported report takes into account these filters.

FILESADMINISTRATIONTrial Ver... Val...

SQL Server Licensing

Microsoft SQL Licensing information provided here is based on your system information and should be used as guidance

Managed (10)

SQL Licensing (10)

Decommissioned (0)

Discovered (437)

Ignored (0)

INSTANCES (10 instances)

Add SQL Server Instance | Export

Core Factor Table

<input type="checkbox"/>	SQL Server	Version	Edition	Host	CPU Name	# of Sockets	# of L...	# of Pr...
<input type="checkbox"/>	AUT-2000-003\SQL2000	SQL Server 2000 RTM (8.0.194.0)	N/A	N/A	N/A	N/A	N/A	N/A
<input checked="" type="checkbox"/>	AUT-2008R2-002\SQL2008R2_CS	SQL Server 2008 R2 RTM (10.50.1600)	N/A	N/A	N/A	N/A	N/A	N/A
<input type="checkbox"/>	SQL Server							

Exporting Decommissioned view

You can export the information available on the **Decommissioned** view so you can view a list of decommissioned instances. Click **Export** on the action items options of this view and choose your preferred format for exporting: **PDF**, **XLS** or **XML**. If you applied filters on this view, the exported report takes into account these filters.

Managed (18)SQL Licensing (18)Decommissioned (1)Discovered (356)Ignored (14)

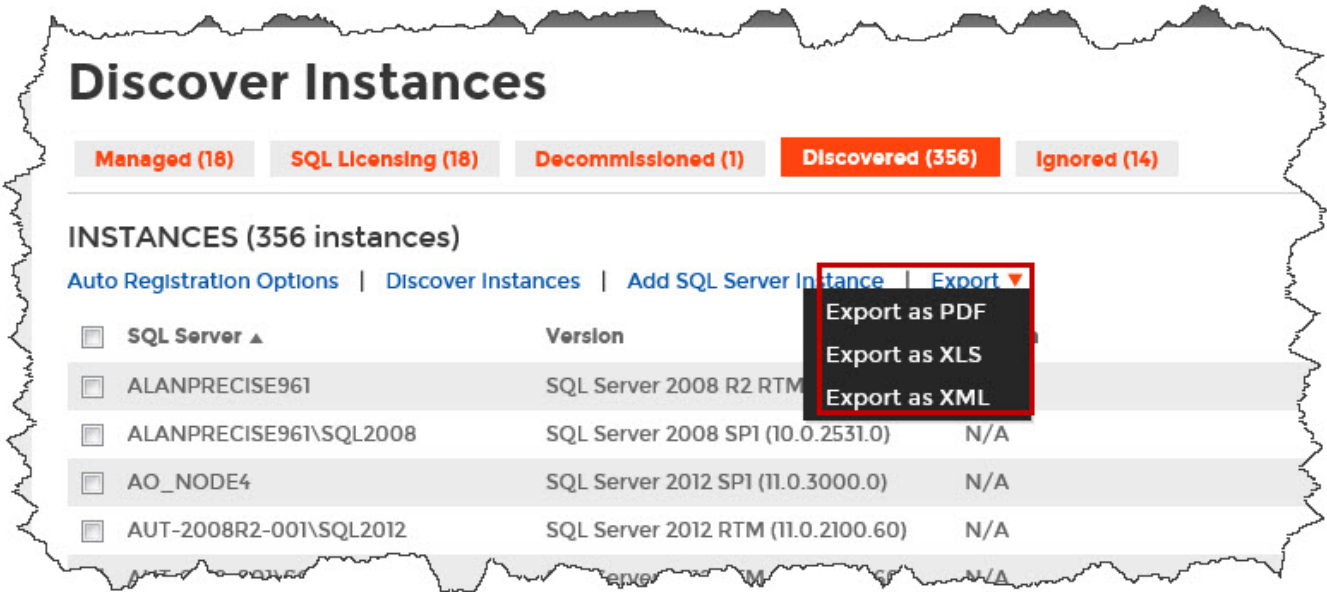
INSTANCES (1 instance)

Add SQL Server Instance | Export

<input type="checkbox"/>	SQL Server	Decommission Date	Version	Edition	# of DB
<input type="checkbox"/>	AUT-HOOVER\SQL2012	8, 2015 2:48 PM	SQL Server 2012 SP1 (11.0.3128.0)	Enterprise Edition (64-bit)	N/A

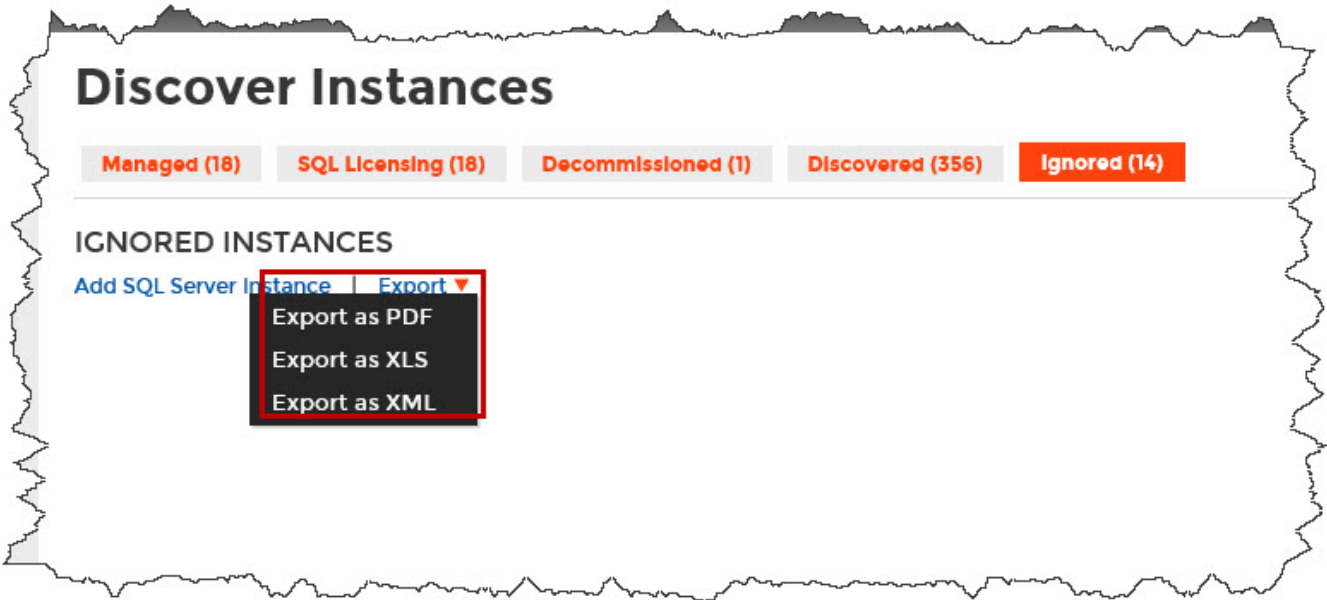
Exporting Discovered Instances

If you want to export the information displayed on the **Discovered** Instances view, go to the **Export** option, located on the top right section of this view, and select your preferred format (**PDF**, **XLS**, or **XML**) for exporting. IDERA SQL Inventory Manager exports reports according to your selected filters on this view.



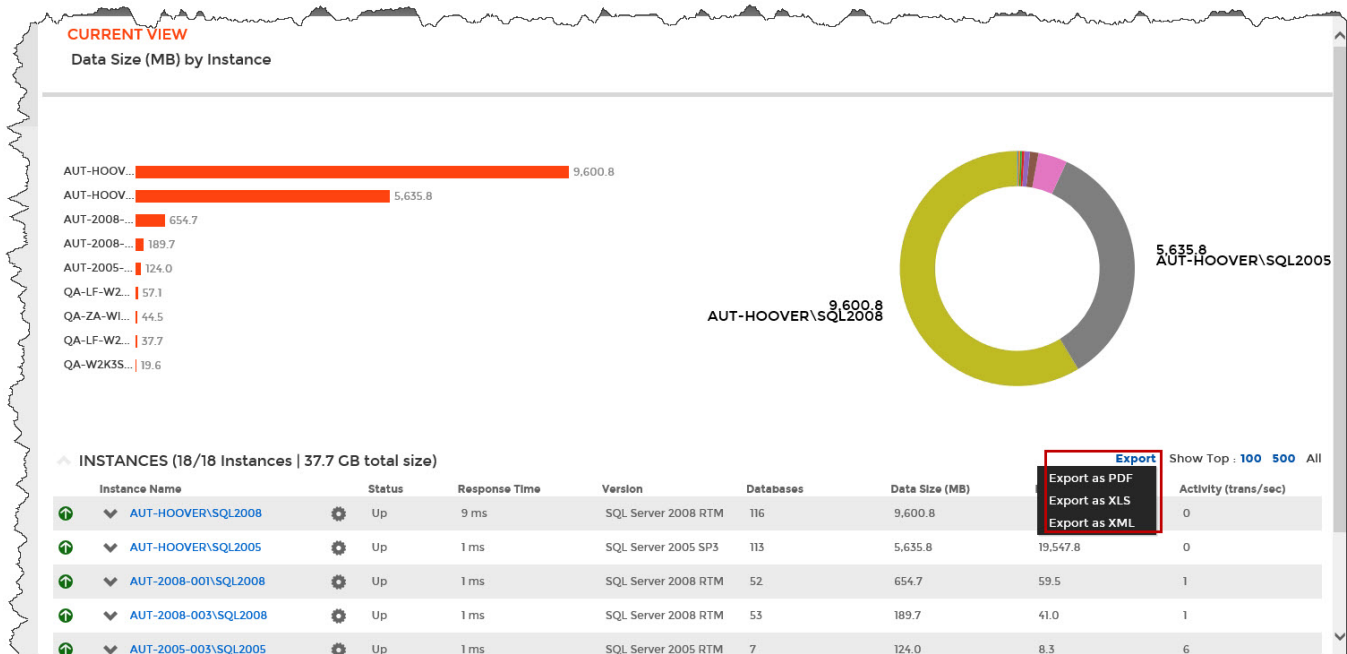
Exporting Ignored Instances

You can export the information available on the **Ignored** instances view, just go to the **Export** option, located on the top right section of this view, and select your preferred format for exporting (**PDF**, **XLS**, or **XML**). If you applied filters on this view, the exported report takes into account these filters.



Exporting reports from the Explorer view

You can export the information available on the **Explorer** view, by clicking the **Export** option on the right-bottom side of your graph and selecting your preferred format for exporting: **PDF**, **XLS**, or **XML**. These reports enable you to get important information according to the filters you have selected on the Explorer view. Get reports for instances per location, databases per owner, etc.



SQL Inventory Manager lets you discover and visualize your SQL Server environment. [Learn more >>](#)

IDERA Website	Products	Purchase	Support	Community	About Us	Resources	Legal
-------------------------------	--------------------------	--------------------------	-------------------------	---------------------------	--------------------------	---------------------------	-----------------------