

Details View tab



SQL Compliance Manager is ONLY compatible with IDERA Dashboard version 4.6 and with limited support.

In the IDERA Dashboard Details view tab, users can select specific metrics to display. This tab contains product widgets of all the products registered with the IDERA Dashboard.




By default, the Details view tab contains the following widgets:

- Products by Alerts (All Products).
- Alerts by Category (All Products).
- Top Alerts by Metric (All Products).
- Alerts by Counts (All Products).
- Top Instances by Alert Count.
- Top Instances by CPU Usage.
- Top Databases by Alert Counts.
- Alert Counts by Category.

The screenshot displays the IDERA Dashboard interface. At the top, there's a navigation bar with 'Overview', 'Details View' (selected), 'Alerts', and 'Administration'. Below this, the 'INSTANCE DETAILS' section for 'WIN-N23BE3A8DSG' is shown. An 'Export' button is located in the top right of the instance details area. The main content area contains five widgets, each with a title bar and control icons (gear, expand, full size, and remove).

- Products By Alerts | All Products:** Shows two entries: 'SQLCM(supercm)' with 0 alerts and 'SQLCM(sqlcm-t1)' with 0 alerts.
- Alerts By Category | All Products:** Displays 'No current alerts'.
- Top Alerts By Metric | All Products:** Displays 'No current alerts'.
- Top Instances By Alert Counts | All Products:** Displays 'No current alerts'.
- Alert Counts | All Products:** Displays 'No Current Alerts' in a green box.

In the Details tab, you can perform the following actions:

- Expand or collapse a widget .
- View a widget in full size .
- Remove a widget .
- Filter widget information.