

View your SQL Server sessions information

The single instance dashboard provides you with the **Sessions** tab which allows you to quickly view key diagnostic statistics for sessions on your SQL Server instance and contains the following tabs:


- [Listing](#)
- [Charts](#)

Overview Sessions													
<div> <div>LISTING</div> <div>CHARTS</div> </div> <div> <div>Time Range</div> <div>Real Time</div> <div>Start Time 03/23/2023 04:24 AM</div> <div>End Time 03/23/2023 05:24 AM</div> <div>20 Sessions</div> <div>0 Blocked</div> <div>0 Blocking</div> </div>													
Status	Session ID	Type	Type Icon	Blocked By	Blocking	CPU (ms)	Memory Us...	Physical I/O	Wait Time (...)	User	Host	Database	Open Trans...
Sleeping	51	User		-	False	0	24	0	0	NT SERVIC...	WINDEV23...	master	0
Sleeping	52	User		-	False	0	24	0	0	WINDEV23...	WINDEV23...	master	0
Sleeping	53	User		-	False	0	24	0	0	WINDEV23...	WINDEV23...	master	0
Sleeping	54	User		-	False	0	24	0	0	NT SERVIC...	WINDEV23...	ReportSer...	0
Sleeping	55	User		-	False	47	24	39	0	WINDEV23...	WINDEV23...	master	0
Sleeping	56	User		-	False	0	24	0	0	WINDEV23...	WINDEV23...	SQLdmRep...	1
Sleeping	57	User		-	False	16	24	61	0	WINDEV23...	WINDEV23...	SQLdmRep...	0
Sleeping	58	User		-	False	0	24	0	0	WINDEV23...	WINDEV23...	SQLdmRep...	1
Sleeping	59	User		-	False	78	24	206	0	NT SERVIC...	WINDEV23...	msdb	0

Listing

The **Listing** tab helps you to monitor your SQL Server instances. To do so, you can choose one or more of the diagnostic statistics metrics:

- Status
- Session ID
- Type
- Host
- Blocked By
- Blocking
- CPU (ms)
- Memory Usage
- Physical I/O
- Wait Time (ms)
- User
- Host
- Database
- Open Transaction
- Command
- Application
- Execution Context
- Wait Type
- Wait Resource
- CPU Delta (ms)
- Logging Time
- Physical I/O Delta
- Last Batch
- Blocking Count
- Net Address
- Net Library
- Version Elapsed Seconds
- Transaction
- Current Session
- Session User Space Allocated (kb)
- Session User Space Deallocated (kb)
- Current Task User Space (kb)
- Task User Space Allocated (kb)
- Task User Space Deallocated (kb)
- Current Session Internal Space (kb)
- Session Internal Space Allocated (kb)
- Session Internal Space Deallocated (kb)
- Current Task Internal Space (kb)
- Task Internal Space Allocated (kb)
- Task Internal Space Deallocated (kb)
- Last Command

You can configure the columns displayed in the Listing view by clicking the option  icon, hovering the mouse over the column option, and choosing the metrics of your interest.

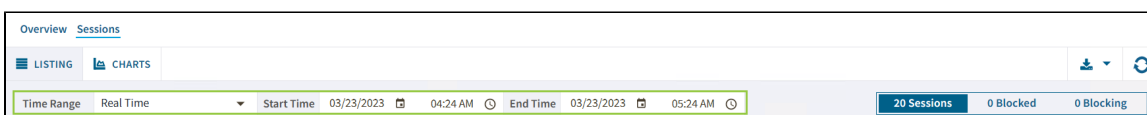
Besides displaying diagnostic statistics of the monitored SQL Server instance, the Listing view allows you to perform the following actions:

Filter Information

The Sessions view presents ways of filtering your session instance information using the following options:

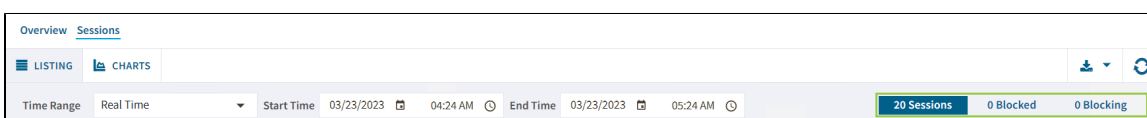
Time Range Filter

To monitor the session's server status in a frame of time use the time range filter. Modify the start and end time and date according to your needs.



Session Filter

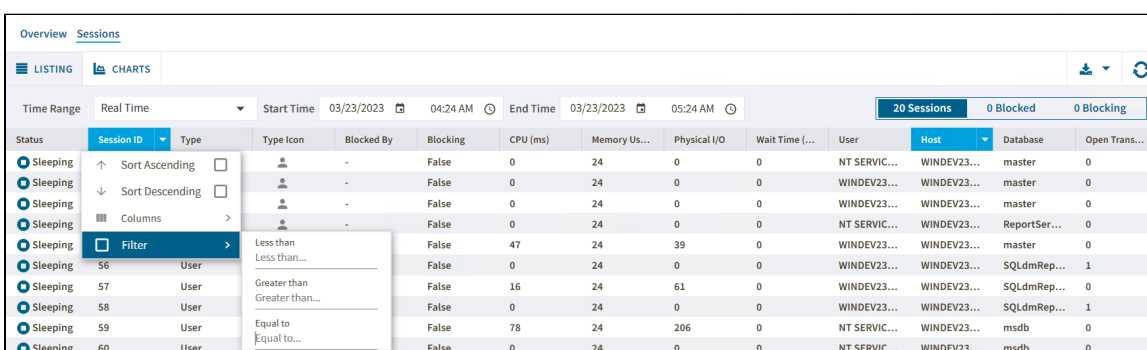
To monitor your sessions by type, you can click on one of the next options to display data:



- **Sessions** - Filters all the sessions across your SQL Server instances
- **Blocked** - Filters the blocked SQL Server instances
- **Blocking** - Filter the blocking SQL Server instances

Column Filter

To filter specific criteria by column, select a column, click on the  icon next to the icon's name, select the **Filter** option, and select or type the searching criteria.



When using the Column filter, consider that each column has its own selection criteria.

Check Session Details

The Session tab allows you to get a detailed summary of each session. To check the session details, double-click on a specific session and the following window will pop up.

Session Details [X]

Sleeping

CONNECTION

User Sessions:	56
Status:	Sleeping
Host:	WINDEV2302EVAL
Net Library:	LPC
Network Address:	B2B89522EAE5
User:	WINDEV2302EVAL\User
Execution Context:	
Application:	SQL Diagnostic Manag...
Database:	SQLdmRepository
Transaction Isolation Level:	read committed

USAGE

Login Time:	3/22/2023 11:32:17 AM
Last Activity:	3/22/2023 11:32:17 AM
Physical I/O:	0 (0 delta)
CPU (ms):	0 (0 delta)
Memory (kb):	24
Open Transactions:	1

LOCK INFORMATION

Wait Time (ms):	0
Wait Type:	
Resource:	
Blocking:	False
Blocked by:	
Blocking Count:	0

TEMP DB USAGE

Version Store Elapsed Seconds:	0
--------------------------------	---

SPACE USED IN KB (ALLOC/DEADLOC)

Session User Space:	0 (0/0)
Task User Space:	0 (0/0)
Session Internal Space:	0 (0/0)
Task Internal Space:	0 (0/0)

LAST COMMAND

```
SQLdmRepository.dbo.p_GetMonitoredSqlServers;1
```

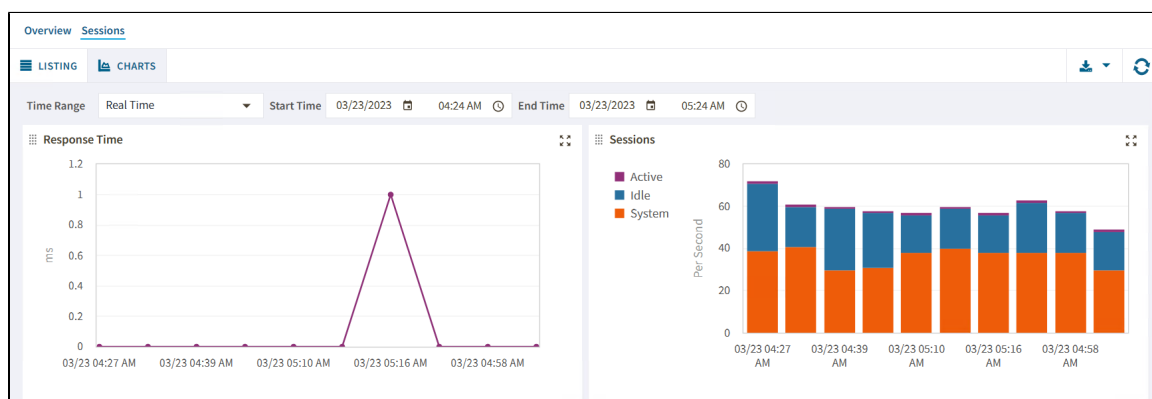
Close

In the Session Details window, you will find sessions data regarding:

- Connection information
- Usage metrics
- Last Command used
- Lock Information metrics
- Temp DB Usage metrics
- Space used in kb (alloc/deadloc) metrics

Charts

The **Charts** tab gives you a graphic status session report containing the following charts :



Response Time (ms)

The Response Time chart displays the response time (in milliseconds) it takes a Select SQL statement to go to the SQL Server instance and back. This chart indicates the current speed and congestion of the network as well as the speed with which SQL Server processes small queries.

Sessions

The Session Activity chart displays the number of concurrent connections to the monitored SQL Server instance over time. The total number of sessions includes the active, idle, and system sessions.

Blocked Sessions

The Blocked Sessions chart lists all the Blocked Sessions, Lead Blockers, and Total Deadlocks for the selected SQL Server instance. This allows you to easily view blocks as they occur.

Lock Statistics

The Lock Statistics chart displays all the lock object statistics, helping you to pinpoint, correct, or reschedule automated applications that cause extensive row, table, or database locking. The chart includes the following objects.

- **AllocUnit** - Represents a lock on an allocation unit.
- **Application** - Represents a lock on an application-specific resource.
- **Database** - Represents a lock on a database, including all objects in the database.
- **Extent** - Represents a lock on a contiguous group of eight pages.
- **File** - Represents a lock on a database file.
- **HoBT** - (Heap or BTree) Represents a lock on a heap of data pages, or on the BTree structure of an index.
- **Key** - Represents a lock on a row in an index.
- **Latch** - Represents a lock on a latch.
- **Metadata** - Represents a lock on a piece of catalog information, also called metadata.
- **Object** - Represents a lock on an item such as a table, stored procedure, or view, including all data and indexes. The object represents anything that has an entry in sys.all_objects.
- **Page** - Represents a lock on an 8 KB page in a database.
- **RID** - (Row ID) Represents a lock on a single row in a heap.
- **Table** - Represents a lock on a table.