




## Advanced query statement view

SQL Diagnostic Manager provides you the ability to view individual SQL Statements or to view Query Signatures. Query statements are presented exactly as they are collected by the Query Monitor Trace. Query statements provide all the detail you may need to diagnose a specific problem with a query.

Once you identify a potential problem statement, you can drill into the Query Details view by clicking the  icon.

QUERY STATEMENT (1)							
<a href="#">Options</a> Show Top <a href="#">100</a>   <a href="#">200</a>							
Query ID	Query Name	SQL Text	Event Type	Occurrences	Total Duration (m)	Total CPU Time (ms)	Total Reads
Query Statement 1	Query #1	 select tra ID	Stored Procedu	1	6,149	0	4
		<div><a href="#">View SQL</a></div> <div><a href="#">View Execution Plan</a></div> <div><a href="#">View Execution Plan XML</a></div> <div><a href="#">View Query Columns</a></div>					

Upon clicking the  icon, the following context menu displays:

- [View SQL](#)
- [View Execution Plan](#)
- [View Execution Plan XML](#)
- [View Query Columns](#)

[IDERA](#) | [Products](#) | [Purchase](#) | [Support](#) | [Community](#) | [Resources](#) | [About Us](#) | [Legal](#)