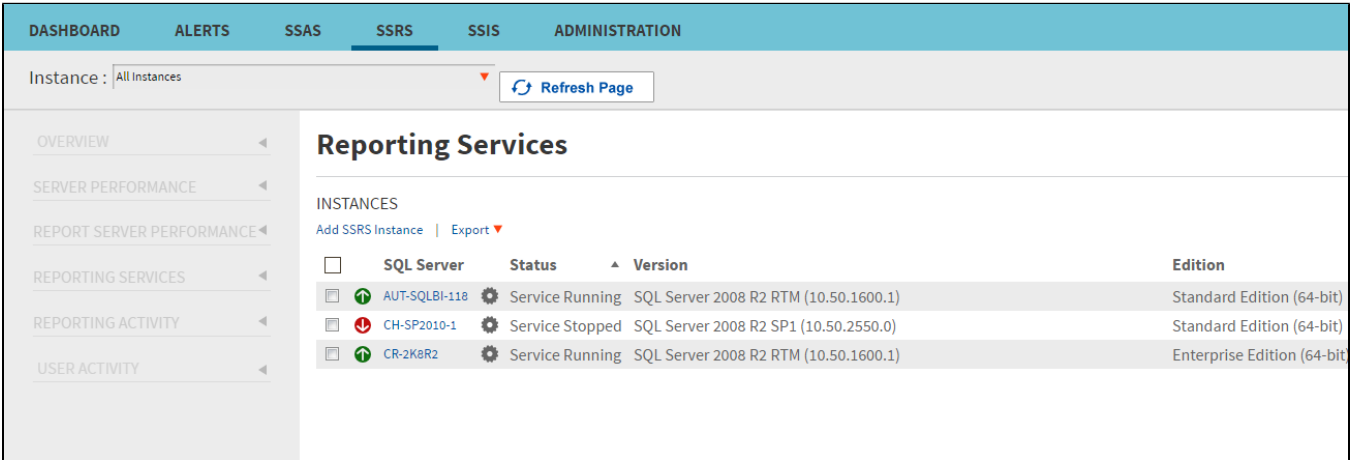


SSRS performance view

The SSRS performance view provides comprehensive information on the SQL Server Reporting Services and servers.



In the SSRS performance view you can:

- Get an overview of your SQL Server Reporting Services status and health .
- Add SSRS instances for monitoring.
- Export the current view to a PDF, XLS, or SML file.
- Perform actions on a single BI instance.
- Perform bulk actions on several BI instances.
- Access information of a specific monitored BI instance.

Overview of your SQL Server Reporting Services

The SSRS performance view provides an overview of your SQL Server Reporting Services and the server they reside on. Information displayed includes:

- All monitored instances
- Status of monitored instances
- SQL Server version and edition

Add SSRS instances for monitoring

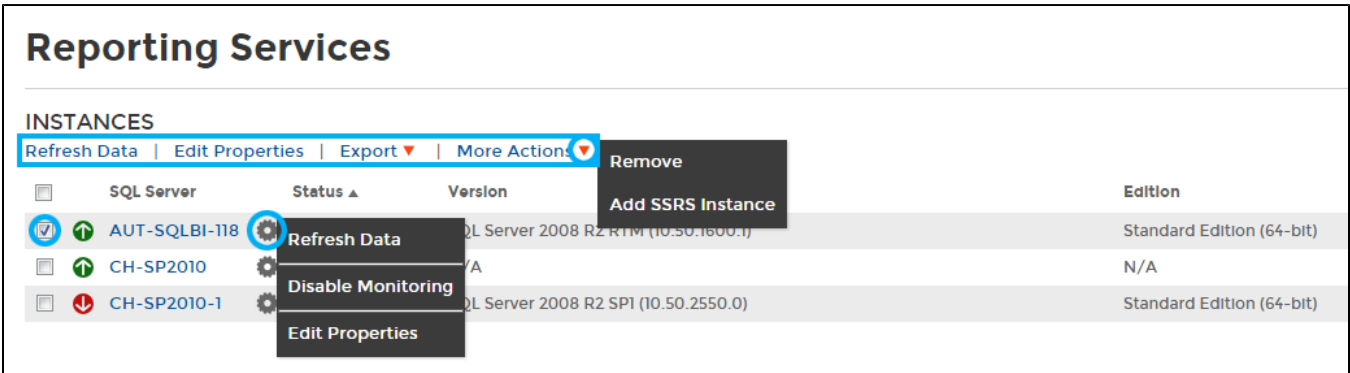
Click the **Add SSRS Instance** option above the list to open the Add Instance Wizard. It automatically defines the service you want to monitor as SSRS.

Perform actions on a single BI instance

After you select a SQL Server from the list you can perform the following actions:

- Refresh Data:** Allows you to update the information manually.
- Edit Properties:** Allows you to modify the previously established credentials.
- Export:** Allows you to export the information available on the SSRS performance view to a PDF, XLS, or XML file.
- Remove:** Allows you to remove instances that you no longer want to monitor.

Additionally, by clicking the gear icon you can also **Disable Monitoring** temporarily (during maintenance operations), as well as to **Refresh Data** and **Edit Properties**.



Perform bulk actions on several BI instances

After you select more than one SQL Server from the list, you can perform the following bulk actions:

- Edit Credentials:** Allows you to modify the previously established credentials.
- Export:** Allows you to export the information available on the SSRS performance view to a PDF, XLS, or XML file.
- Remove:** Allows you to remove instances that you no longer want to monitor.

Additionally, you can click the gear icon to access the option to temporarily **Disable Monitoring** (during maintenance operations), as well as to **Edit Credentials**.

Reporting Services

INSTANCES

Edit Credentials | Export | More Actions

Remove


Add SSRS Instance

Bulk Actions for 3 Instances

Disable Monitoring

Edit Credentials

<input checked="" type="checkbox"/>	SQL Server	Status	Version	Edition
<input checked="" type="checkbox"/>	AUT-SQLBI-118	Service Running	SQL Server 2008 R2 RTM (10.50.1600.1)	Standard Edition (64-bit)
<input checked="" type="checkbox"/>	CH-SP2010	Service Running	SQL Server 2008 R2 SP1 (10.50.2550.0)	N/A
<input checked="" type="checkbox"/>	CH-SP2010-1	Service Stopped	SQL Server 2008 R2 SP1 (10.50.2550.0)	Standard Edition (64-bit)

 If you remove an instance, SQL BI Manager no longer monitors that instance and deletes all associated data from the database.

Access information of a specific monitored BI instance

You can access detailed information about a specific monitored BI instance by selecting it from the instance drop-down or by clicking the name of the instance from the list.

DASHBOARD | ALERTS | SSAS | **SSRS** | SSIS | ADMINISTRATION

Instance:

All Instances

AUT-SQLBI-118

CH-SP2010-1

CR-2K8R2

OVERVIEW

SERVER PERFORMANCE

REPORT SERVER PERFORMANCE

REPORTING SERVICES

REPORTING ACTIVITY

USER ACTIVITY

Refresh Page

Reporting Services

INSTANCES

Add SSRS Instance | Export

<input type="checkbox"/>	SQL Server	Status	Version	Edition
<input checked="" type="checkbox"/>	AUT-SQLBI-118	Service Running	SQL Server 2008 R2 RTM (10.50.1600.1)	Standard Edition (64-bit)
<input checked="" type="checkbox"/>	CH-SP2010-1	Service Stopped	SQL Server 2008 R2 SP1 (10.50.2550.0)	Standard Edition (64-bit)
<input checked="" type="checkbox"/>	CR-2K8R2	Service Running	SQL Server 2008 R2 RTM (10.50.1600.1)	Enterprise Edition (64-bit)

Upon your selection, an instance summary with basic details such as **Machine Name** and **Host Server** displays. You can also view current active alerts specific to the instance and a summary of SSRS downtime.

DASHBOARDALERTSSSASSSRSSSISADMINISTRATION

Instance : AUT-SQLBI-118

Refresh Page

OVERVIEW

SERVER PERFORMANCE

REPORT SERVER PERFORMANCE

REPORTING SERVICES

REPORTING ACTIVITY

USER ACTIVITY

INSTANCE SUMMARY

Machine NameAUT-SQLBI-118

Host ServerAUT-SQLBI-118

CURRENT ACTIVE ALERTS (5 Alerts | 5 Critical | 0 Warning | 0 Info)

BI Service	First Seen	Alert Preview	Alert Threshold
<div>LEVEL 1</div> AUT-SQLBI-118	May 23, 2016 02:34 PM	CRITICAL: Interrupts Per sec at 1219	50.0
<div>LEVEL 1</div> AUT-SQLBI-118	May 23, 2016 02:34 PM	CRITICAL: Process Working Set at 7235039232	50.0
<div>LEVEL 1</div> AUT-SQLBI-118	May 23, 2016 02:34 PM	CRITICAL: Available Bytes at 1256194048	50.0
<div>LEVEL 1</div> AUT-SQLBI-118	May 23, 2016 02:34 PM	CRITICAL: Committed Bytes at 8754503680	50.0
<div>LEVEL 1</div> AUT-SQLBI-118:SSRS	May 23, 2016 02:34 PM	CRITICAL: SSRS Working Set at 147357696	50.0

Display: 50Refresh

SSRS DOWNTIME SUMMARY

From	To	Error	Total Downtime
No Results Found			

Click the Alert Preview text from the current active alerts list to display the specific chart or detailed information.

On the left sidebar you can choose from several options that display information and charts for both SSRS performance and server performance. [Click here](#) to learn more about the SSRS metrics available.

SQL [Business Intelligence Manager](#) identifies issues within the SQL BI environment to help optimize BI service performance. [Learn more](#) >>

IDERA Website	Products	Purchase	Support	Community	About Us	Resources	Legal
-------------------------------	--------------------------	--------------------------	-------------------------	---------------------------	--------------------------	---------------------------	-----------------------