

Managing Licenses

A license key is required to access all SQL BI Manager features. This license determines the number of BI Service instances that you can monitor.


To view your license status, add, or buy a new license key go to the main dashboard view, and in the status area click **Available Licenses**.

UP
5


DOWN
4

CRITICAL
20


MY ENVIRONMENT

 All SSAS Services


3

 All SSRS Services


3

 All SSIS Services


3

 Disabled SSAS Services


0


 Disabled SSRS Services

0

 Disabled SSIS Services

0

 Side-By-Side Server Performance

 Available Licenses

Unlimited

SQL BI Manager opens the **Manage License** window that displays information relevant to your current license such as:

- Type of license
- License status
- License expiration date
- Total licensed servers
- License key
- SQL BI Manager Repository

?

X

Manage License

Current License

Type:	Trial License
Status:	OK
Expiration Date:	Jun 7, 2016
Total Licensed Servers:	Unlimited
Monitored Servers:	9
Key:	AY96B-SKCCQ-EJW8B-YC2MB-NFSZDA
SQLBI Repository:	CH-SP2010-1

New License

Apply

[Click here to buy more SQLBI licenses](#)

Close

If you want to add a new license key, type the key under the **New License** section and click **Apply**.

If you need to buy another license, go to [Click here to buy more SQL BI Manager licenses](#) or the [IDERA Customer Support Portal](#).

SQL [Business Intelligence Manager](#) identifies issues within the SQL BI environment to help optimize BI service performance. [Learn more >>](#)

IDERA Website	Products	Purchase	Support	Community	About Us	Resources	Legal
-------------------------------	--------------------------	--------------------------	-------------------------	---------------------------	--------------------------	---------------------------	-----------------------