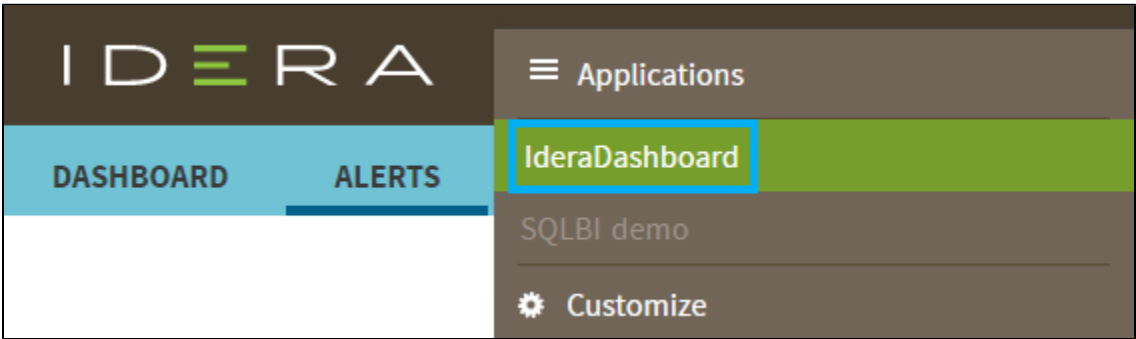


Integration with the IDERA Dashboard

What is the IDERA Dashboard?

The IDERA Dashboard is a common technology framework designed to support the entire IDERA product suite. The IDERA Dashboard allows users to get an overview of the status of their SQL Servers and hosted databases in a consolidated view while providing users the means to drill into individual product dashboards for details.

To access the IDERA Dashboard, select **IDERA Dashboard** from the drop-down menu, next to the IDERA logo.







The IDERA Dashboard is comprised of the following tabs:

- Overview
- Details view
- Alerts view
- Administration

What actions can be performed in the Overview tab of the IDERA Dashboard?




In the IDERA Dashboard users can glance at their registered products overall status through the **Overview** tab. This tab contains product widgets of all the products registered with the IDERA Dashboard. By default, the **Overview** tab displays the **Overall Status** widget.

Overall Status SQLBI Manager (CH-SP2010-1)			  	
	Critical Alerts	7		
	Servers	1		
	Active SSAS Services	1		
	Active SSRS Services	1		
	Active SSIS Services	1		

From the **Overall Status** widget you can perform the following actions:

- Click [blocked URL](#) to access the **Alerts** tab of SQL BI Manager.
- Click [blocked URL](#) to access the SQL BI Manager Dashboard and its **Side by Side Server Performance** window.

- Click [blocked URL](#) to access the SQL BI Manager Dashboard.




Click  to expand or collapse a widget. You can also view a widget in full size by clicking  or remove it by clicking .

Customize the Overview tab

You can customize this view in the **Customize DBA Dashboard** option of the **Administration** tab. [Click here](#) to learn more.

What actions can be performed in the Details view of the IDERA Dashboard?

In the IDERA Dashboard users can select specific metrics to display in the **Details** view tab. This tab contains product widgets of all the products registered with the IDERA Dashboard.

Click  to expand or collapse a widget . You can also view a widget in full size by clicking  or remove it by clicking .

Customize the Details view tab

You can customize this view in the **Customize DBA Dashboard** option of the **Administration** tab. [Click here](#) to learn more.

What actions can be performed in the Alerts view of the IDERA Dashboard?

In the IDERA Dashboard users can access information on all registered products current alerts and filter them based on:

- Product
- Category
- Severity
- Metric
- Tag

What actions can be performed in the Administration view of the IDERA Dashboard?

In the IDERA Dashboard, all products show a common **Administration** tab, granted the logged-in user has administrator privileges. Selecting this tab, displays the Administration view which hosts a range of sections for performing administration-related actions.

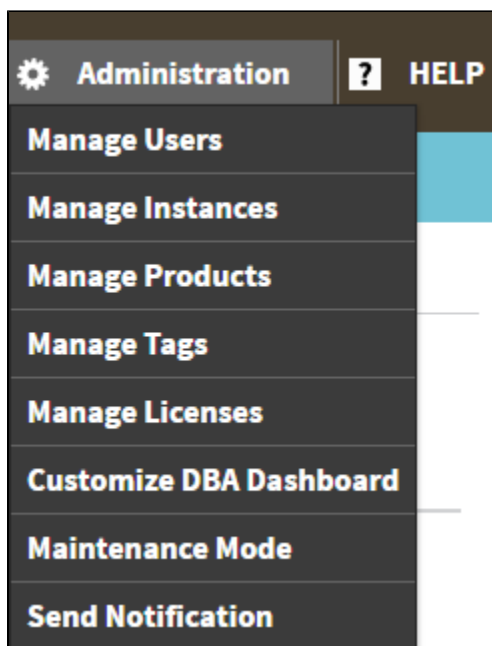
OVERVIEW	DETAILS VIEW	ALERTS	ADMINISTRATION
ADMINISTRATION			
Users Give users permission to use the Idera Dashboard. Create, edit and delete users with the Manage Users action. Manage Users		Configure Navigation Order Customize the order of the products on the navigation tab. Customize Main Navigation Tab Order	
Instances The Idera Dashboard tracks SQL Server instances discovered and managed by Idera products. Use Manage Instances to view and manage this list. Manage Instances		Configure Dashboard Views Customize the objects that display on the Dashboard Views. Customize DBA Dashboard	
Products The Idera Dashboard hosts products that register with the dashboard. Typically this is handled at the time the product is installed or uninstalled. The Manage Products option lets you view and manage the list of registered products. Manage Products		Send Notification to All Users Add a warning message to notify all users about product upgrades. Send Notification	
Tags Tags can help you organize your managed instances and databases. Tags created and updated in Idera Dashboard can be made available and used in other Idera SQL products. Create, import, view, edit and delete tags and their associated instances and databases using the Manage Tags action. Manage Tags		Licensing View license statuses for your Idera SQL products using the Manage Licenses action. Manage Licenses	

The **Administration** view of the IDERA Dashboard provides a central set of services related to specific actions such as:


- [Managing users](#)
- [Managing Products](#)
- [Managing Instances](#)
- [Customizing Navigation Order](#)
- [Dashboard Views](#)
- [Managing Tags](#)
- [Notifications to all users](#)
- [Managing Licenses](#)


For more information on each service and what configuration settings are available, visit each respective section.

You can also access these options from the **Administration** drop-down on the top right corner of the UI.



Click the **HELP** drop-down on the top right corner to access a list of useful support options, tools, information, and products.

 Administration

 HELP

Help on this Window

Visit the Trial Center

Search knowledge base

Visit Idera Community Site

Contact Support

Other Idera products

Check for updates

System Diagnosis

Manage Licenses

About

Web Dashboard

Diagnostic Manager

Inventory Manager

Safe

SQL [Business Intelligence Manager](#) identifies issues within the SQL BI environment to help optimize BI service performance. [Learn more](#) > >

IDERA Website	Products	Purchase	Support	Community	About Us	Resources	Legal
-------------------------------	--------------------------	--------------------------	-------------------------	---------------------------	--------------------------	---------------------------	-----------------------