

Set your SQL Diagnostic Manager Repository grooming schedule

The Grooming Options window allows you to schedule and configure SQL Diagnostic Manager Repository grooming. Grooming is the process of deleting metrics stored in the SQL Diagnostic Manager Repository that are older than a given date and time. It is important to groom data from your Repository to optimize the performance of processes such as report generation and data collection.



You can limit the amount of data stored in the SQL Diagnostic Manager Repository by lowering the number of days data is stored. This is particularly important when [monitoring a large number of servers](#) or when storing Query information at a low threshold.

Access the Grooming Options window


Open the Grooming Options window by selecting  > **Grooming Options** from the toolbar menu.

In the Grooming Options window, you can set a specific hour or determine after how many hours you want to groom your data and aggregate queries.

Also, you can define when your data should be groomed to save repository space, under the following options (in days):


- Groom standard metrics and baselines older than
- Groom Sessions, Queries, Deadlocks, Waits, and History Browser data older than
- Groom inactive Alerts older than
- Aggregate query data into daily records after
- Groom Change Log data older than
- Groom Prescriptive Analysis data older than
- Aggregate forecasting data to daily records after
- Groom forecasting data older than

Grooming Options (W12-SS-121416) ? X

 Schedule and configure SQLDM Repository grooming.

Select Cluster Name W12-SS121416


What time of the day should grooming occur?

 Depending on the amount of data collected, grooming can be a performance intensive operation. It is recommended that grooming be scheduled for a time when the repository is less active. This time is in the Repository's time zone.

The current time on the repository is 8/22/2022 6:14:33 PM.

Data Grooming	Aggregation
Delete old data and perform table and index maintenance.	Combine older data into daily roll-up records to save space.
<input checked="" type="radio"/> Once daily at 05:00 AM	<input checked="" type="radio"/> Once daily at 05:00 AM
<input type="radio"/> Every 4 hours	<input type="radio"/> Every 4 hours

When should data be groomed to save repository space?

 The amount of data collected and stored by SQLDM can be large depending on the number of SQL Server instances being monitored and how often data is collected. Use the following options to tailor data retention to your needs.

Groom standard metrics and baselines older than	90 days
Groom Sessions, Queries, Deadlocks, Waits, and History Browser data older than	31 days
Groom inactive Alerts older than	31 days
Aggregate query data into daily records after	14 days
Groom Change Log data older than	90 days
Groom Prescriptive Analysis data older than	90 days
Aggregate forecasting data to daily records after	1095 days
Groom forecasting data older than	1095 days

What is the current grooming status?

Data Grooming	Aggregation
Currently running No	Currently running No
Last completed at 8/22/2022 5:00:00 AM	Last completed at 8/22/2022 5:00:00 AM
Completion status Succeeded	Completion status Succeeded

Refresh

Groom Now Aggregate Now OK Apply Cancel

The current grooming status is shown at the bottom of the Grooming Options window, it displays the current status of the grooming and the aggregation actions. It also displays the date and time of the latest operation and the current completion status. Click **Refresh** to get updated information on these actions at any time.

Click the options **Groom Now** and **Aggregate Now** located at the bottom of the Grooming Options window, to perform these actions instantly.

[IDERA](#) | [Products](#) | [Purchase](#) | [Support](#) | [Community](#) | [Resources](#) | [About Us](#) | [Legal](#)