

Configure how SQL Diagnostic Manager responds to alerts

The Alert Actions and Responses window allows you add, modify, import/export, and configure alert responses. You can:

- [Configure your email \(SMTP\) settings](#) to send out alert notifications using the email server available on your network.
- [Configure your network management \(SNMP\) settings](#) to set up a network management alert response.



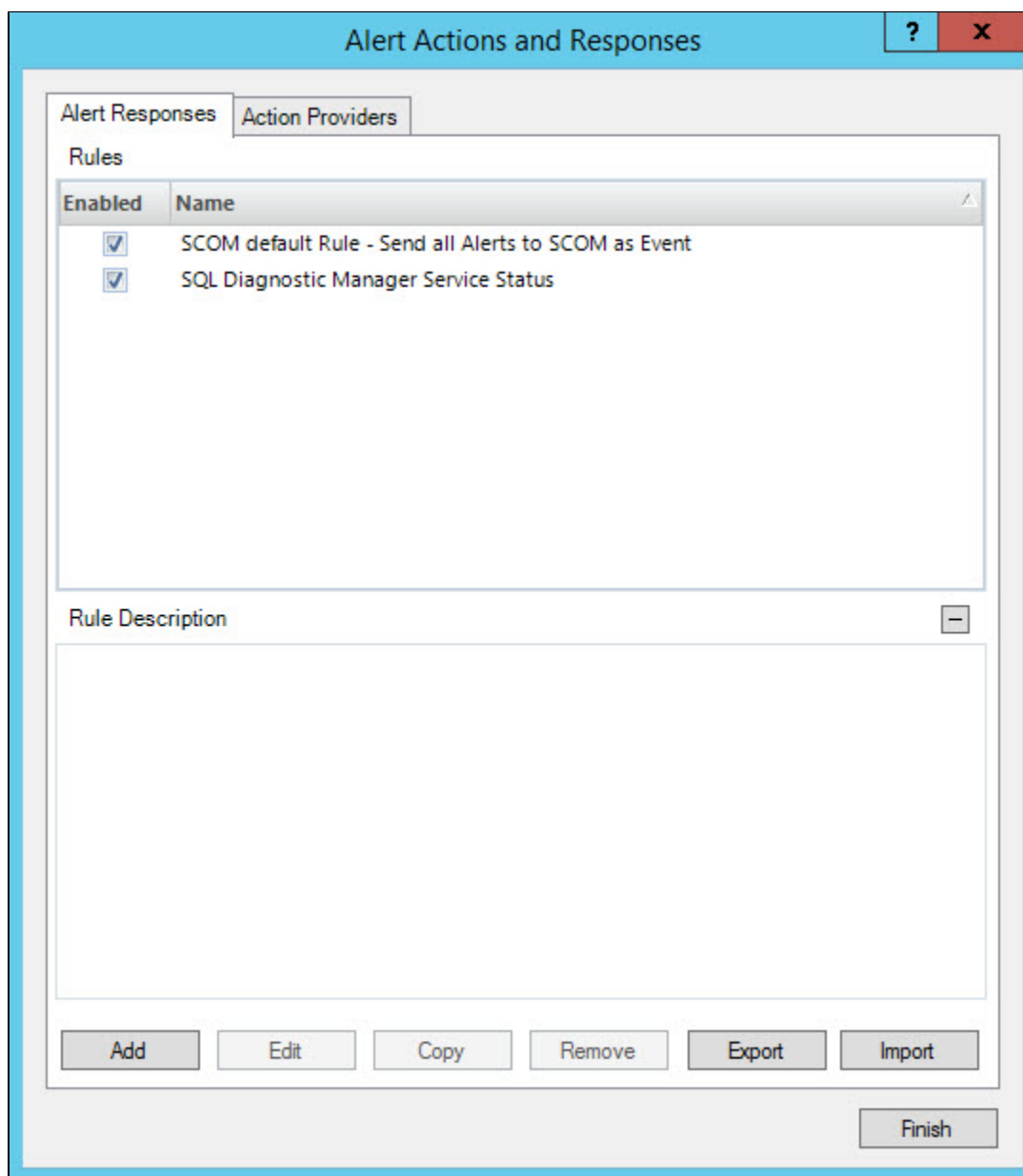
When you first add your SQL Server instance to SQL Diagnostic Manager, you should begin setting up your alert thresholds, and then set up your alert action rules and providers to specify who receives related notifications.


Access the Alert Actions and Responses window

You can open the Alert Actions and Responses window from the SQL Diagnostic Manager Console menu by selecting **Tools > Alert Actions and Responses**.

Available Alert Responses tab actions

You can enable or disable an action provider by checking/clearing the box in the *Enabled* column.



 SQL Diagnostic Manager provides two rules enabled by default. You can disable, edit, copy, or remove them.

Add

Click **Add** to create a new alert response.

Edit

Click **Edit** to make modifications to an existing alert response.

Copy

Click **Copy** to make a duplicate of an existing alert response. The copy function can save time when you want to change just one setting on a particular rule.

Remove

Click **Remove** to delete the selected alert response.

Export

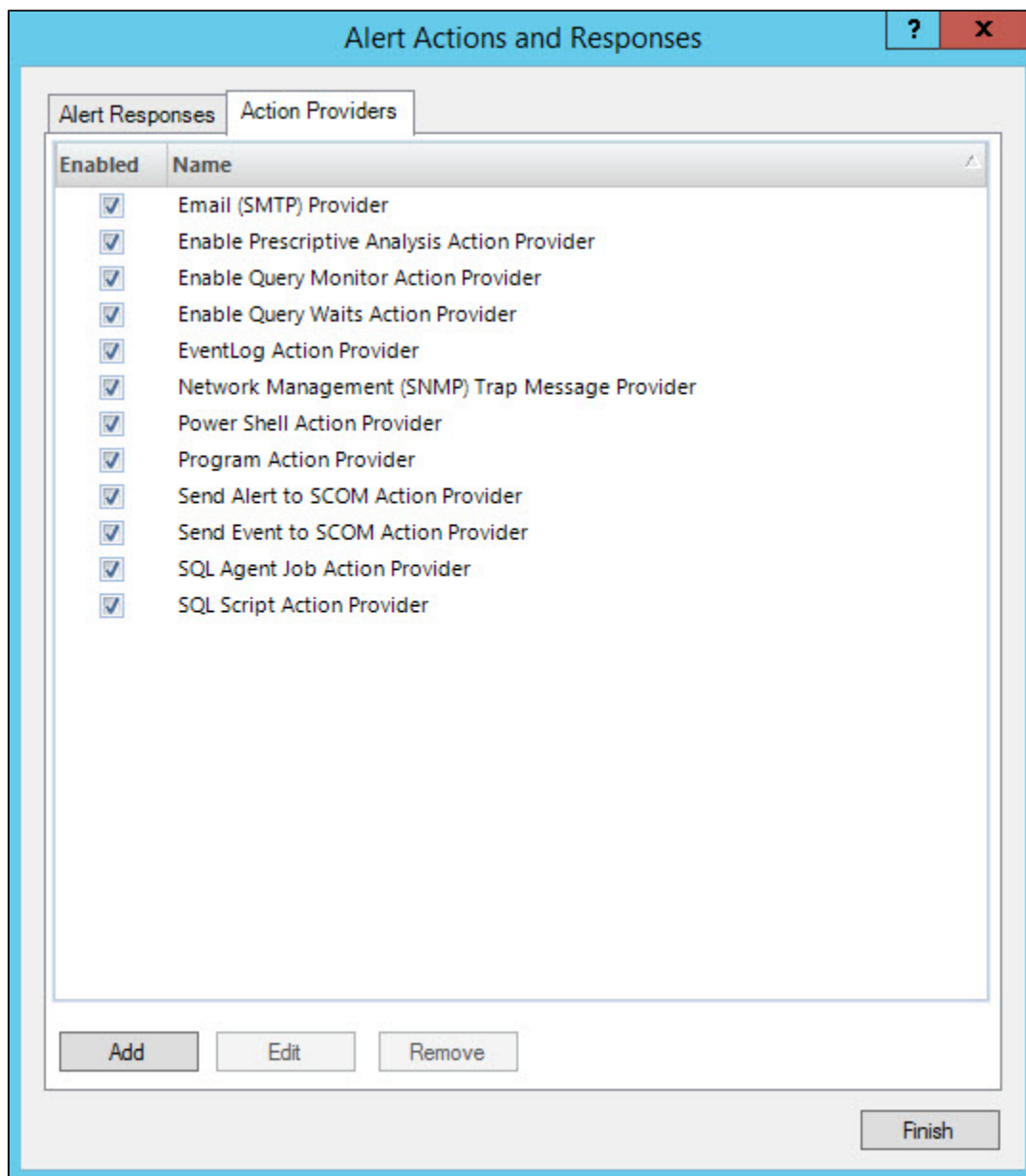
Click **Export** to export an alert response XML file.

Import

Click **Import** to import an alert response XML file.

Available Action Providers tab actions

You can enable or disable an action provider by checking/clearing the box in the *Enabled* column.



Add

Click **Add** to open the [Alert Communications Wizard](#) and create a new SMTP or SNMP action provider.

Edit

Click **Edit** to edit an SMTP or SNMP action provider.

Remove

Click **Remove** to delete an SMTP or SNMP action provider.

[IDERA](#) | [Products](#) | [Purchase](#) | [Support](#) | [Community](#) | [Resources](#) | [About Us](#) | [Legal](#)