





# Managing products in the Idera Dashboard

The Idera Dashboard hosts Idera products that register with the dashboard. The Products widget of the Administration view, allows users to view and manage registered products.

To edit or remove registered products, select **Manage Products** in the Administration view, and the Products window displays:

The screenshot shows the Idera Dashboard Administration view. On the left, the 'Products' section is highlighted, and the 'Manage Products' link is selected. The main area displays the 'Products' window, which contains a table of registered products. A 'Tips' panel is visible on the left side of the Products window.

Product	Version	Registered	Location	Credentials	
IderaDashboard	2.1.0.Z7	03/12/2014 07:05 PM	CR-2K8R2	simpsons\administrator	 
SQLBI(sqlbi1)	1.1.0.16	03/12/2014 07:10 PM	http://cr-2k8r2.9.Z77/SQL...	simpsons\administrator	 

To edit a product, follow these steps:

1. Select one product from the list of products, click the **Edit** icon (as above) and the Edit Product Information displays:

The screenshot shows the 'Edit Product Information' window. It contains several input fields for product details, including Product Name, Instance Name, Version, Registered, Location, Connection User, Connection Password, and Short Name. There are 'SAVE' and 'CANCEL' buttons at the bottom right.

Product Name	SQLBI(sqlbi1)
Instance Name	sqlbi1
Version	1.1.0.16
Registered	03/12/2014 07:10 PM
Location	http://cr-2k8r2.9.Z77/SQLBI/v1
Connection User	simpsons\administrator
Connection Password	To change the saved password, click here.
Short Name	SQLBI

2. Make the necessary modifications.
3. Click **SAVE**.

To remove a product, follow these steps:

1. Select one product from the list of products, click the **Delete** icon.
2. A warning that requires a confirmation whether you want to unregister the selected Idera product displays.

SQL **Business Intelligence Manager** identifies issues within the SQL BI environment to help optimize BI service performance. [Learn more >>](#)

<a href="#">Idera Website</a>	<a href="#">Products</a>	<a href="#">Purchase</a>	<a href="#">Support</a>	<a href="#">Community</a>	<a href="#">About Us</a>	<a href="#">Resources</a>	<a href="#">Legal</a>
-------------------------------	--------------------------	--------------------------	-------------------------	---------------------------	--------------------------	---------------------------	-----------------------