

Exporting reports

[Click here for 1.0 Documentation](#)

SQL Elements 1.1 brings you the opportunity to export useful information for managing your environment. You can export reports from the Health Checks Recommendations, Instances view, and the Explorer view. Additionally, you can choose between three types of formats for your reports: PDF, XLS, or XML.

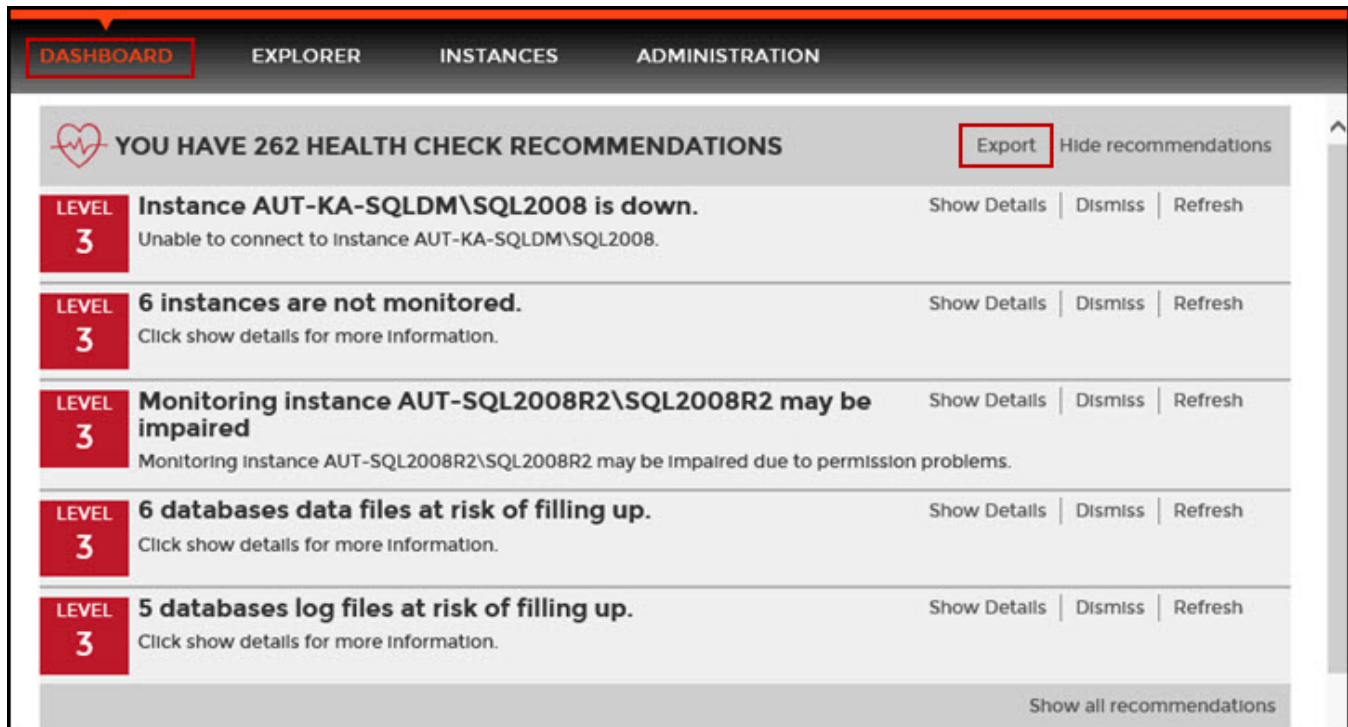
Exporting reports of specific health check recommendations, your managed instances, databases filtered by owner, are just some examples of the many possibilities for exporting the information that will help you manage your SQL Server environment.

Exporting Health Checks Recommendations

You can export the information from the Health Check Recommendations displayed on the Dashboard or the ones available on an Instance Details view. On each view, SQL Elements allows you to choose the type of information you want to export and the format for exporting.

Exporting from the Dashboard

The dashboard provides you with the most important information from your SQL Server instances. You can use the exporting option for getting reports from these recommendations. On the top right section of the Health Checks Recommendations section, you can find the option **Export**.



The screenshot shows the SQL Elements Dashboard with a navigation bar at the top containing 'DASHBOARD', 'EXPLORER', 'INSTANCES', and 'ADMINISTRATION'. The 'DASHBOARD' tab is selected. Below the navigation bar, there is a section titled 'YOU HAVE 262 HEALTH CHECK RECOMMENDATIONS' with a heart icon and an 'Export' button. To the right of the 'Export' button is a link 'Hide recommendations'. Below this section, there are five health check recommendations, each with a 'LEVEL 3' indicator, a title, a description, and three action buttons: 'Show Details', 'Dismiss', and 'Refresh'. The recommendations are: 1. 'Instance AUT-KA-SQLDM\SQL2008 is down. Unable to connect to Instance AUT-KA-SQLDM\SQL2008.' 2. '6 instances are not monitored. Click show details for more information.' 3. 'Monitoring instance AUT-SQL2008R2\SQL2008R2 may be impaired. Monitoring instance AUT-SQL2008R2\SQL2008R2 may be Impaired due to permission problems.' 4. '6 databases data files at risk of filling up. Click show details for more information.' 5. '5 databases log files at risk of filling up. Click show details for more information.' At the bottom right of the recommendations list is a link 'Show all recommendations'.

When you access this option you have the following three choices for exporting recommendations:

- **Summary of recommendation categories.** The dashboard displays a summary of all health checks recommendations grouped by categories of health check recommendations. This option allows you to export this summarized information.
- **Details for all recommendations.** By using this option, you can export a report that includes all available health check recommendations in detail.
- **Details for selected categories.** With this option you can select those categories of health check recommendations you want to export. For example, you can choose to have a report for all databases that do not have a backup or for all the instances that are not monitored.

Export Health Check Recommendations

Select the type of data to export

☒ Summary of recommendation categories

☐ Details for all recommendations

☐ Details for selected categories

- ☐ 2 Instance(s) are down.
- ☐ 3 Instances are not monitored.
- ☐ Monitoring Instance AUT-SQL2008R2\SQL2008R2 may be Impaired
- ☐ 15 databases data files at risk of filling up.
- ☐ 5 databases log files at risk of filling up.
- ☐ 7 volumes at risk of filling up.
- ☐ 268 databases do not have a backup.
- ☐ 25 databases do not have a current backup.
- ☐ 4 database(s) have not been checked with DBCC CHECKDB recently.
- ☐ 35 database(s) are not in a usable state.

Export as

☒ PDF ☐ XLS ☐ XML

EXPORT

CANCEL

Choose the format for exporting, SQL Elements allows you export as **PDF**, **XLS** or **XML**. Click **Export**.

Exporting from an Instance Details view


SQL Elements allows you to view the specific Health Check Recommendations of any registered SQL Server instance. You can export this information from the respective [Instance Details view](#) by clicking **Export** on the action items options from the Health Check Recommendations section.

DASHBOARDEXPLORERINSTANCESADMINISTRATION

INSTANCE DETAILS

2003R2X64\SQL2005

Edit Properties | Refresh Data | Disable Monitoring | Remove

 YOU HAVE 10 HEALTH CHECK RECOMMENDATIONS

Export | Hide recommendations

LEVEL 3

Database SQLsafeRepository has not been backed up in over 70 days.

Database [2003R2X64\SQL2005]\SQLsafeRepository has not been backed up in over 70 days.

Show Details | Dismiss | Refresh

LEVEL 3

4 databases do not have a backup.

Click show details for more information.

Show Details | Dismiss | Refresh

LEVEL 3

5 databases have never been checked with DBCC CHECKDB.

Click show details for more information.

Show Details | Dismiss | Refresh

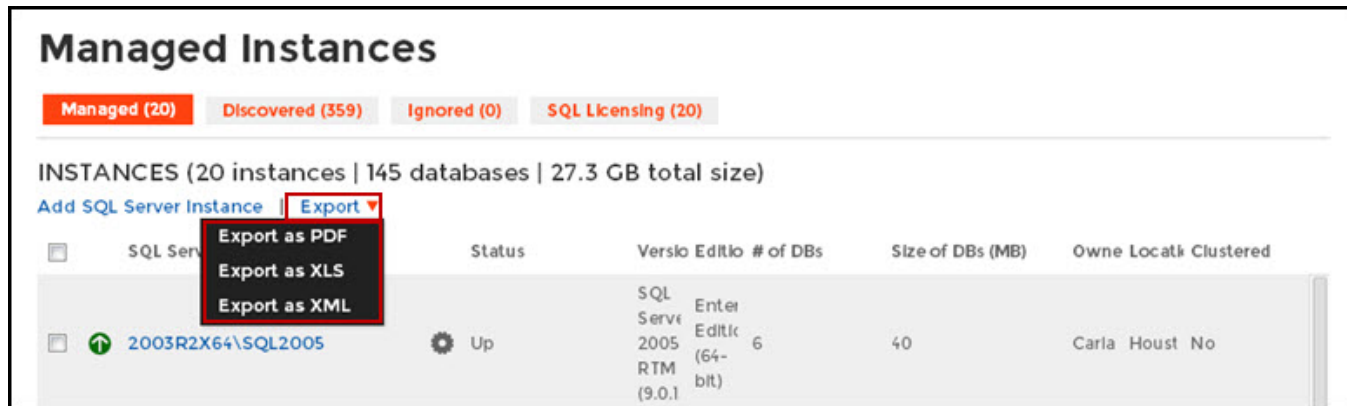
When you access this option you have the following three choices for exporting recommendations:

- **Summary of recommendation categories.** The dashboard displays a summary of all health checks recommendations grouped by categories of health check recommendations. This option allows you to export this summarized information.
- **Details for all recommendations.** By using this option, you can export a report that includes all available health check recommendations in detail.
- **Details for selected categories.** With this option you can select those categories of health check recommendations you want to export. For example, you can choose to have a report for all databases that do not have a backup or for all the instances that are not monitored.

Choose the format for exporting, SQL Elements allows you export as **PDF**, **XLS** or **XML**. Click **Export**.

Exporting Managed Instances


On the top section of the **Managed** Instances view, you can find the **Export** option which allows you to choose your preferred format for exporting the information available on this view. You can export as a **PDF**, **XLS**, or **XML** file. Your exported reports include the filters you have applied to this view.



The screenshot shows the 'Managed Instances' dashboard. At the top, there are tabs for 'Managed (20)', 'Discovered (359)', 'Ignored (0)', and 'SQL Licensing (20)'. Below the tabs, it says 'INSTANCES (20 instances | 145 databases | 27.3 GB total size)'. There are links for 'Add SQL Server Instance' and 'Export'. The 'Export' dropdown menu is open, showing options: 'Export as PDF', 'Export as XLS', and 'Export as XML'. Below the menu, a table of instances is visible with columns: SQL Server, Status, Version, Edition, # of DBs, Size of DBs (MB), Owner, Location, and Clustered. One instance is listed: '2003R2X64\SQL2005' with status 'Up', version 'SQL Server 2005 RTM (9.0.1)', edition 'Enterprise Edition (64-bit)', 6 databases, 40 MB size, owned by 'Carla Houst', located at 'No', and is not clustered.

Exporting Discovered Instances

If you want to export the information displayed on the **Discovered** Instances view, go to the **Export** option, located on the top right section of this view, and select your preferred format (**PDF**, **XLS**, or **XML**) for exporting. SQL Elements export reports according to your selected filters on this view.



The screenshot shows the 'Discovered Instances' dashboard. At the top, there are tabs for 'Managed (20)', 'Discovered (359)', 'Ignored (0)', and 'SQL Licensing (20)'. Below the tabs, it says 'INSTANCES (359 instances)'. There are links for 'Enable Automatic Registration', 'Discover Instances', 'Add SQL Server Instance', and 'Export'. The 'Export' dropdown menu is open, showing options: 'Export as PDF', 'Export as XLS', and 'Export as XML'. Below the menu, a table of instances is visible with columns: SQL Server, Version, and Discovered. Two instances are listed: 'AUT-VH-W2K8R2\INSENSITIVE' and 'AUT-VH-W2K8R2\SENSITIVE', both with version 'SQL Server 2008 R2 SP2 (10.50.4000.0)'. The first instance is discovered on 'Mar 7, 2014 7:51 AM'.

Exporting Ignored Instances

You can export the information available on the **Ignored** instances view, just go to the **Export** option, located on the top right section of this view, and select your preferred format for exporting (**PDF**, **XLS**, or **XML**). If you applied filters on this view, the exported report takes into account these filters.

Ignored Instances

Managed (20) Discovered (354) Ignored (5) SQL Licensing (20)

INSTANCES (5 instances)

Add SQL Server Instance | Export ▼

Export as PDF
 Export as XLS
 Export as XML

	Version	Edition	Discovered
<input type="checkbox"/> SQL Server ▲			
<input type="checkbox"/> AUT-VH-W2K	SQL Server 2008 R2 SP2 (10.50.4000.0)	N/A	Mar 7, 2014 7:51 AM
<input type="checkbox"/> AUT-VH-W2K8R2\SENSITIVE	SQL Server 2008 R2 SP2 (10.50.4000.0)	N/A	Mar 7, 2014 7:51 AM

Exporting SQL Licensing view

You can export the information available on the **SQL Licensing** view so you can better assess your SQL server license requirements. Click **Export** on the action items options of this view and choose your preferred format for exporting: **PDF**, **XLS** or **XML**. If you applied filters on this view, the exported report takes into account these filters.

SQL Server Licensing

Managed (20) Discovered (354) Ignored (5) SQL Licensing (20)

INSTANCES (20 instances)

Add SQL Server Instance | Export ▼

Export as PDF
 Export as XLS
 Export as XML

	Version	Edition	Host	CPU Name	# of Logical Processors	# of Physical Processors	Virtual
<input type="checkbox"/> SQL Server ▲							
<input checked="" type="checkbox"/> 2003R2X64\SQL2005	SQL Server 2005 RTM (9.0.1399.6)	Enterprise Edition (64-bit)	2003R2X64	Intel(R) Xeon(R) CPU E5-2670 0 @ 2.60GHz	1	1	Yes
<input type="checkbox"/> AUT-CT-SQLDM\SENSITIVE	SQL Server 2008 R2 SP2 (10.50.4000.0)	N/A	N/A	N/A	N/A	N/A	No

Exporting reports from the Explorer view

You can export the information available on the **Explorer** view, by clicking the **Export** option on the right-bottom side of your graph and selecting your preferred format for Exporting: **PDF**, **XLS**, or **XML**. These reports enable you to get important information according to the filters you have selected on the Explorer view. Get reports for instances per location, databases per owner, etc.

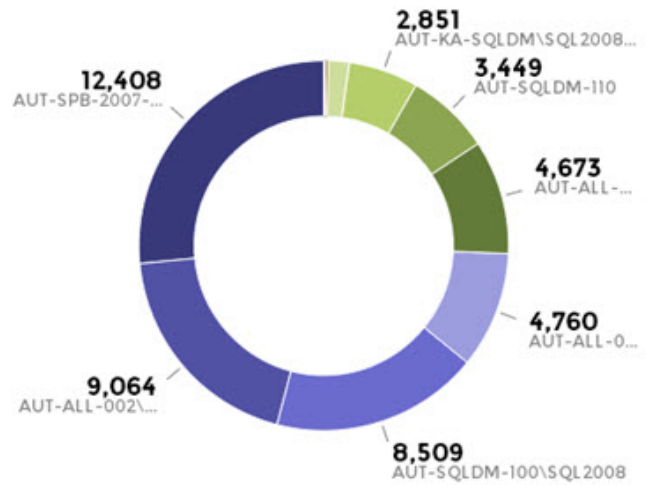
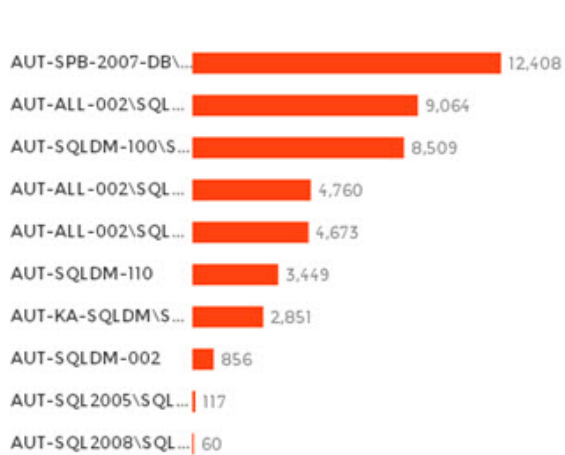
CURRENT VIEW

Data Size (MB) by Instance

FILTERED BY

Tags

x 24x7



^ INSTANCES (19/19 Instances | 51.7 GB total size)

[Export](#)

Show Top : 100 500 All

Instance Name		Status	Response Time	Version	Log Size (MB)	Activity (trans)
	AUT-SPB-2007-DB\SQL05	Up	3 ms	SQL Server 2005 SP2	2,055	13
	AUT-ALL-002\SQL2008	Up	< 1 ms	SQL Server 2008 RTM	9,064	2,402
	AUT-SQLDM-100\SQL2008	Up	< 1 ms	SQL Server 2008 R2 RTM	8,509	195

[Export as PDF](#)
[Export as XLS](#)
[Export as XML](#)