

How to subscribe to alert emails

IDERA SQL Inventory Manager can send email notifications for warning or critical conditions from your environment, in order to receive these notifications you have to subscribe to alerts.


To subscribe, go to the **Administration** tab, in the **Alert Emails** section, click **Subscribe to alerts**.

On the **Subscribe to Alerts** window, check the respective box and type the email address where you want to receive these notifications.

Subscribe to Alerts


☐ Receive SQL Inventory Manager alert emails for critical issues such as availability problems.

Email address:

 Email settings have not been configured yet. [Click here to configure sending alert emails.](#)


Ok

Cancel



Note

If you have not configured your email settings, IDERA SQL Inventory Manager displays **Email settings have not been configured yet. Click here to configure sending alert emails**, click this option and fill the required fields, for more information go to [Configuring email settings for alert notifications](#).



Manage users

You can also manage your subscriptions from the following sections:

- Managing users.
- Managing subscriptions for all users.

IDERA [SQL Inventory Manager](#) lets you discover and visualize your SQL Server environment. [Learn more](#) > >

IDERA Website	Products	Purchase	Support	Community	About Us	Resources	Legal
-------------------------------	--------------------------	--------------------------	-------------------------	---------------------------	--------------------------	---------------------------	-----------------------