


# Managed instances


By default when you go to the **Instances** tab, you access the **Managed** instances section first.


The list of managed instances displays all your environment's registered instances together with their status, response time, SQL Server version, edition, number and size of their databases.


You can click the headers of these columns to order your information; for example, click **# of DBs** to order all your instances according to the number of databases.


 **Instance status**


Next to the instance name, you can find the following icons that represent the instance status:


 Instance up

 Instance down

 Disabled instance

 Instance not available

 Authentication failure

 Slow

## What actions can you perform on this view?

### Edit bulk properties

You can use this section to select one or several instances and change:

- Owner
- Location
- Credentials

For example, if you have a new DBA, you can select all instances on this tab and click **Edit Owner** to change all instances owner at once.

You can also perform the following actions on several instances:

- Enable instances
- Disable instances
- Remove instances

### Add SQL Server instance

On the top right section of this view, you can access the **Add SQL Server instance** wizard. For more information, refer to [Adding SQL Server instances](#).

### Instance details

You can also access an instance details view by clicking its name. For more information about what information is available on the instance details view, refer to [Viewing instance details](#).

### Edit instance properties

Click the pencil icon, next to the instance name, to access its properties. For more information go to [Editing instances properties](#).

DASHBOARD

EXPLORER

INSTANCES

ADMINISTRATION

## INSTANCES

Managed

Discovered

Ignored

Add SQL Server Instance

Remove

Edit Owner



























Edit Location

Edit Credentials

Enable

Disable

MANAGED INSTANCES (7 instances | 42 databases | 17.3 CB of total size)

<input type="checkbox"/>	SQL Server	Status	Response Time	Version	Edition	# of DBs	Size of DBs (MB)	Owner	Location	Clustered
<input checked="" type="checkbox"/>	 AUT-SPB-2007-DB\SQL05	 Up	< 1 ms	SQL Server 2005 SP2 (9.0.3042.0)	Enterprise Edition (64-bit)	14	14,273	Carla	Houston	No
<input checked="" type="checkbox"/>	 ADEVROY-PC-OLD\SQLEXPRESS	 Disabled	N/A	SQL Server 2005 SP4 (9.0.5000.0)	N/A	N/A	N/A	Carla	Houston	N/A
<input checked="" type="checkbox"/>	 AUT-SPB-2010-DB\SQL08	 Up	< 1 ms	SQL Server 2008 R2 RTM (10.50.1600.0)	Enterprise Edition (64-bit)	22	3,370	Carla	Houston	No
<input type="checkbox"/>	 AUT-SPBU-002	 Up	< 1 ms	SQL Server 2008 R2 SP1 (10.50.2500.0)	Enterprise Edition (64-bit)	6	60	Carla	Houston	No
<input type="checkbox"/>	 AUT-2008R2-001\SQL2008R2	 Disabled	N/A	SQL Server 2008 R2 SP1 (10.50.2500.0)	Enterprise Edition (64-bit)	N/A	N/A	Carla	Houston	N/A
<input type="checkbox"/>	 AHANLEYPC\SQLEXPRESS	 Disabled	N/A	SQL Server 2008 SP1 (10.0.2531.0)	N/A	N/A	N/A	Carla	Houston	N/A
<input type="checkbox"/>	 AUT-2012-001\SQL2012	 Disabled	N/A	SQL Server 2012 SP1 (11.0.2100.0)	Enterprise Edition (64-bit)	N/A	N/A	Carla	Houston	N/A
<input type="checkbox"/>	 AHANLEYPC\AHANLEY	 Disabled	N/A	SQL Server 2012 SP1 (11.0.2100.60)	N/A	N/A	N/A	Carla	Houston	N/A
<input type="checkbox"/>	 AUT-SP2007-DB1	 Down	N/A	N/A	N/A	N/A	N/A			N/A
<input type="checkbox"/>	 AUT-SP2010-DB1	 Down	N/A	N/A	N/A	N/A	N/A			N/A
<input type="checkbox"/>	 AUT-SPB-2007-DB	 Down	N/A	N/A	N/A	N/A	N/A			N/A
<input type="checkbox"/>	 AUT-SPB-2010-DB	 Down	N/A	N/A	N/A	N/A	N/A			N/A
<input type="checkbox"/>	 ADEVROY-PC-OLD	 Disabled	N/A	N/A	N/A	N/A	N/A	Carla	Houston	N/A



### Access from the Dashboard

You can directly access the **Managed** instances section by clicking **Instances** on the right sidebar of the dashboard. For more information, go to [Viewing information on the Dashboard](#).