

# SSIS performance view

The SSIS performance view provides comprehensive information on the SQL Server Integration Services and instances.

DASHBOARD

ALERTS 4

SSAS

SSRS

SSIS

ADMINISTRATION

OVERVIEW

SERVER PERFORMANCE

SSIS ACTIVITY







SSIS HISTORY

Instance : All Instances

Integration Services

Add SSIS Instance

Export

<input type="checkbox"/>	SQL Server	Version	Edition
<input type="checkbox"/>	 SIDROCID01	 SQL Server 2008 R2 RTM (10.50.16...	Standard Edition (64-bit)
<input type="checkbox"/>	 WIN-90GCKKJIPTJ	 SQL Server 2014 (12.0.2000.0)	Enterprise Evaluation Edition (64-...
<input type="checkbox"/>	 <a href="#">WIN-90GCKKJIPTJ\SERVER012</a>	 SQL Server 2014 (12.0.2000.0)	Enterprise Evaluation Edition (64-...

3 total instances 10 per page

1 / 1

In the SSIS performance view you can:

- Get an overview of your SQL Server Integration Services status and health .
- Add SSIS instances for monitoring.
- Export the current view to a PDF, XLS, or SML file.
- Perform actions on a single BI instance.
- Perform bulk actions on several BI instances.
- Access information of a specific monitored BI instance.

## Overview of your SQL Server Integration Services

The SSIS performance view provides an overview of your SQL Server Integration Services. Information displayed includes:

- All monitored instances
- Status of monitored instances
- SQL Server version and edition

## Add SSIS instances for monitoring

Click the **Add SSIS Instance** option above the list to open the Add Instance Wizard. It automatically defines the service you want to monitor as SSIS.

## Perform actions on a single BI instance

After you select a SQL Server from the list you can perform the following actions:

**Refresh Data:** Allows you to update the information manually.

**Edit Properties:** Allows you to modify the previously established credentials.

**Export:** Allows you to export the information available on the SSAS performance view to a PDF, XLS, or XML file.

**Remove:** Allows you to remove instances that you no longer want to monitor.

Additionally, by clicking the gear icon you can also **Disable Monitoring** temporarily (during maintenance operations), as well as to **Refresh Data** and **Edit Properties**.

## Integration Services

Refresh Data | Edit Properties | **More Actions** ▼

<input type="checkbox"/>	SQL Server	Version	Edition
<input checked="" type="checkbox"/>	SIDROCID01	SQL Server 2008 R2 RTM (10.50.1...	Standard Edi
<input type="checkbox"/>	WIN-90GCKKJIPTJ	4 (12.0.2000.0)	Enterprise Ev
<input type="checkbox"/>	WIN-90GCKKJIPTJ\SERVER012	4 (12.0.2000.0)	Enterprise Ev

3 total instances 10 per page

### Perform bulk actions on several BI instances

After you select more than one SQL Server from the list, you can perform the following bulk actions:

**Edit Credentials:** Allows you to modify the previously established credentials.

**Export:** Allows you to export the information available on the SSIS performance view to a PDF, XLS, or XML file.

**Remove:** Allows you to remove instances that you no longer want to monitor.

Additionally, you can click the gear icon to access the option to temporarily **Disable Monitoring** (during maintenance operations), as well as to **Edit Credentials**.

## Integration Services

Edit Credentials | **More Actions** ▼

<input type="checkbox"/>	SQL Server	Version	Edition
<input checked="" type="checkbox"/>	SIDROCID01	SQL Server 2008 R2 RTM (10.50.1...	Standard Edi
<input checked="" type="checkbox"/>	WIN-90GCKKJIPTJ	4 (12.0.2000.0)	Enterprise Ev
<input type="checkbox"/>	WIN-90GCKKJIPTJ\SERVER012	4 (12.0.2000.0)	Enterprise Ev

3 total instances 10 per page

❗ If you remove an instance, SQL BI Manager no longer monitors that instance and deletes all associated data from the database.

## Access information of a specific monitored BI instance

You can access detailed information about a specific monitored BI instance by selecting it from the instance drop-down or by clicking the name of the instance from the list.

SQL Server	Version	Edition
<input checked="" type="checkbox"/> SIDROCID01	SQL Server 2008 R2 RTM (10.50.1...	Standard Edition (64-bit)
<input type="checkbox"/> WIN-90GCKKJIPTJ	SQL Server 2014 (12.0.2000.0)	Enterprise Evaluation Edition (64-...
<input type="checkbox"/> WIN-90GCKKJIPTJ\SERVER012	SQL Server 2014 (12.0.2000.0)	Enterprise Evaluation Edition (64-...

3 total instances 10 per page

Upon your selection, an instance summary with basic details such as **Machine Name** and **Host Server** displays. You can also view current active alerts specific to the instance and a summary of SSIS downtime.

BI Service	First Seen	Alert Preview	Alert Threshold
WIN-90GCKKJIPTJ:SSIS	Nov 01, 2016 10:02 AM	SSIS Service Is Down.	1.0
WIN-90GCKKJIPTJ	Nov 01, 2016 01:59 PM	WARNING: Processor Queue Length At 6	5.0

200 total Alerts 10 per page

From	To	Error	Total Downtime
Nov 01, 2016 10:02 AM	Nov 01, 2016 02:03 PM	Status Is Unknown	4 Hours 1 Minute 4 Seconds

200 total rows 10 per page

You can click the Alert Preview text from the current active alerts list to display the specific chart or detailed information.

On the left sidebar you can choose from several options that display information and charts for both SSIS performance and server performance. [Click here](#) to learn more about the SSIS metrics available.

[IDERA](#) | [Products](#) | [Purchase](#) | [Support](#) | [Community](#) | [Resources](#) | [About Us](#) | [Legal](#)