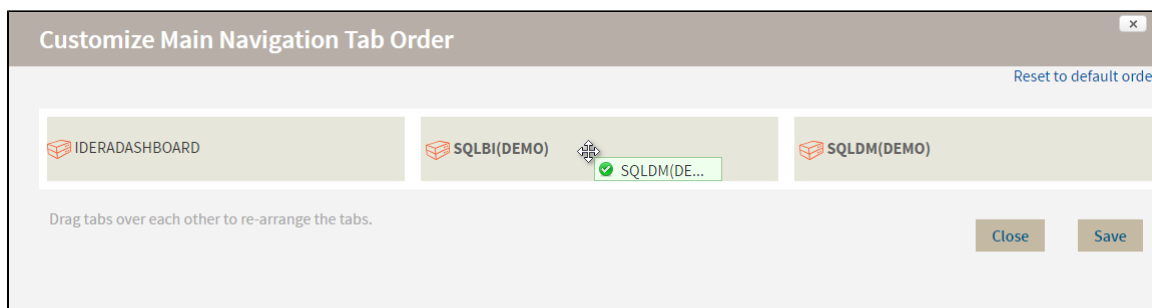



Configure navigation order in the IDERA Dashboard

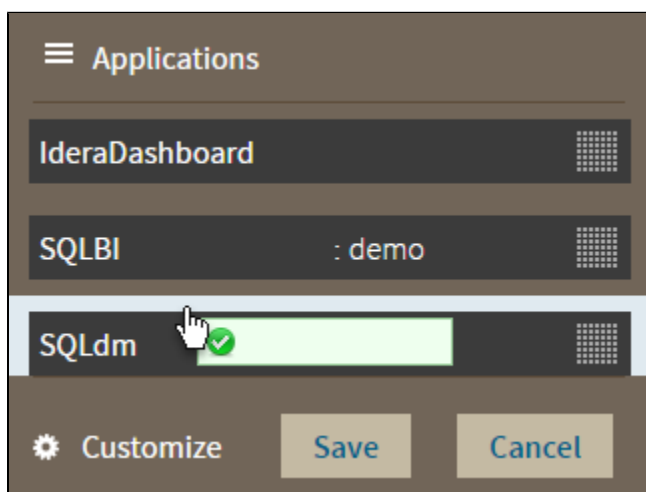
The **Configure Navigation Order** option of the Administration view allows you to modify the order in which the navigation tab displays the IDERA products.

Click the **Customize Main Navigation Tab Order** option and a dialog displays.



Drag and drop products to the desired order and click **Save**.

You can also modify the order of the products from the **Products** drop-down menu. Click  **Customize** to enable the drag and drop feature. Select a product and release it in the desired position.



Click **Save** when you are done.

SQL **Diagnostic Manager** identifies and resolves SQL Server performance problems before they happen. [Learn more >](#)

IDERA Website	Products	Purchase	Support	Community	About Us	Resources	Legal
-------------------------------	--------------------------	--------------------------	-------------------------	---------------------------	--------------------------	---------------------------	-----------------------