

# Navigate the Idera Dashboard

## What is the Idera Dashboard?

The Idera Dashboard is a common technology framework designed to support the entire Idera product suite. The Idera Dashboard allows users to get an overview of the status of their SQL Servers and hosted databases all in a consolidated view, while providing users the means to drill into individual product dashboards for details. The Idera Dashboard supports multiple copies of SQL diagnostic manager installations.

The Idera Dashboard is comprised of the following tabs:

- [Overview](#)
- [Details view](#)
- [Administration](#)




## What actions can be performed in the Overview tab of the Idera Dashboard?

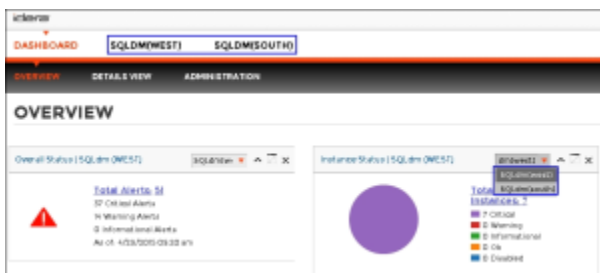
In the Idera Dashboard users can glance at their registered products overall status through the Overview tab (Click image to view full size). This tab contains product widgets of all the products registered with the Idera Dashboard. By default the Overview tab contains the following widgets:

- Overall status
- Instance status
- Instance list
- Active alerts list



In the Overview tab, you can perform the following actions:

- Expand or collapse a widget .
- View a widget in full size .
- Remove a widget .
- Filter widget information by SQLdm Repository (Click image to view full size).



### Customize the Overview tab

Users can customize this view in the Configure Navigation order widget of the Administration view.

## What actions can be performed in the Details view of the Idera Dashboard?

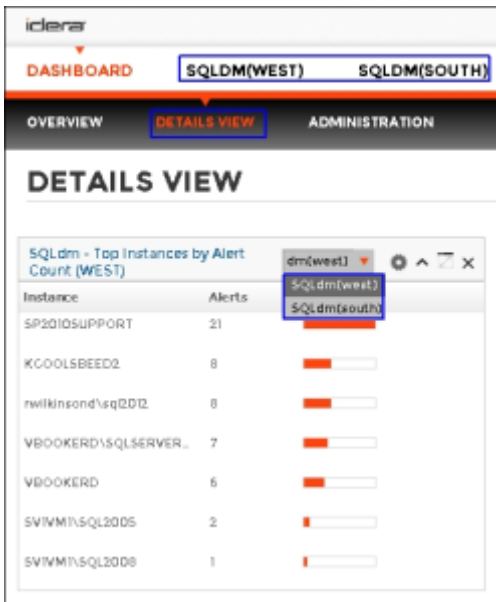
In the Idera Dashboard users can select specific metrics to display in the Details view tab (Click image to view full size). This tab contains product widgets of all the products registered with the Idera Dashboard. By default the Details view tab contains the following widgets:

- Top instances by alert count.
- Top databases by alert counts.
- Top instances by CPU usage.
- Alert counts by category.



In the Details tab, you can perform the following actions:

- Expand or collapse a widget .
- View a widget in full size .
- Remove a widget .
- Filter widget information by SQLdm Repository (Click image to view full size).



#### Customize the Details view tab

Users can customize this view in the Configure Navigation order widget of the Administration view .

## What actions can be performed in the Administration view of the Idera Dashboard?

In the Idera Dashboard all products show a common Administration tab, granted the logged-in user has administrator privileges. Selecting this tab, displays the Administration view which hosts a range of widgets for performing administration-related actions. Click image to view full size.



The Administration view of the Idera Dashboard provides a central set of services related to specific actions such as.

- [Security](#)
- [Product registry](#)
- [Instance registry](#)
- [Navigation order configuration](#)
- [Dashboard views configuration](#)

For more information on each service and what configuration settings are available, visit each respective section.

SQL **Diagnostic Manager** identifies and resolves SQL Server performance problems before they happen. [Learn more](#) > >

<a href="#">Idera Website</a>	<a href="#">Products</a>	<a href="#">Purchase</a>	<a href="#">Support</a>	<a href="#">Community</a>	<a href="#">About Us</a>	<a href="#">Resources</a>	<a href="#">Legal</a>
-------------------------------	--------------------------	--------------------------	-------------------------	---------------------------	--------------------------	---------------------------	-----------------------