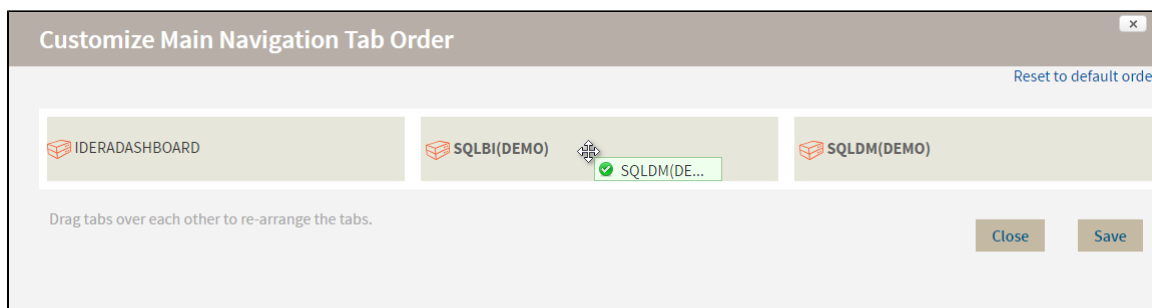



Configure navigation order in the IDERA Dashboard

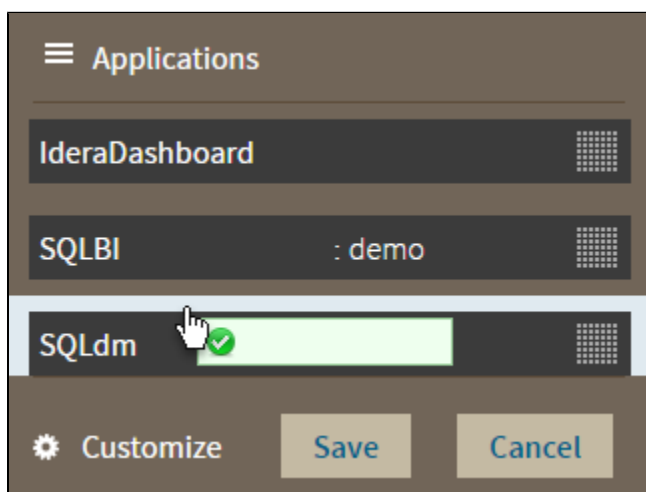
The **Configure Navigation Order** option of the Administration view allows you to modify the order in which the navigation tab displays the IDERA products.

Click the **Customize Main Navigation Tab Order** option and a dialog displays.



Drag and drop products to the desired order and click **Save**.

You can also modify the order of the products from the **Products** drop-down menu. Click  **Customize** to enable the drag and drop feature. Select a product and release it in the desired position.



Click **Save** when you are done.

SQL Diagnostic Manager for SQL Server performance monitoring, alerting, and diagnostics for SQL Server.

[IDERA](#) | [Products](#) | [Purchase](#) | [Support](#) | [Community](#) | [Resources](#) | [About Us](#) | [Legal](#)