

Navigate the IDERA Dashboard web console

The IDERA Dashboard is a common technology framework designed to support the entire IDERA product suite. The IDERA Dashboard allows users to get an overview of the status of their SQL Server instances and hosted databases all in a consolidated view, while providing users the means to drill into individual product overviews for details. The IDERA Dashboard supports multiple copies of each product installation.


IDERA Dashboard menu bar

In the IDERA Dashboard menu bar, you can perform the following actions:

- Select the product content you want to view through the **Product** menu.
- Access administration tasks through the **Admin** menu.
- Access to a number of assistance topics through the **Help** menu.

Product menu

The Product menu allows you to quickly toggle between all of your installed IDERA products. You can customize the default order of your products in the Product menu by selecting the **Customize** option from the drop-down list and then clicking, holding, and dragging the product labels to the desired order. After selecting the order, click **Save** to save the changes.


 If the product list is long, the IDERA Dashboard displays the option **More** at the bottom of the menu. Click **More** to expand the next products in the list.

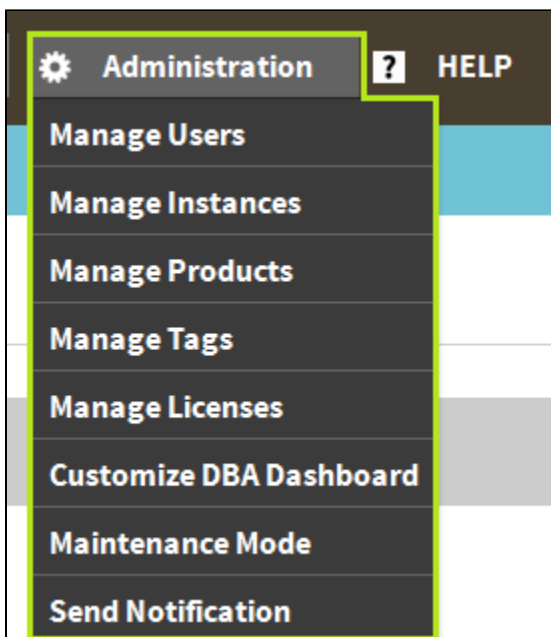
Welcome user

The user menu, which displays **<domain\username>**, allows you to manage the user account (if the user has the Product Administrator role) and log out of the IDERA Dashboard session. Click **Manage Accounts** to display the Manage Users view with the current user account selected and the details displayed in the User/Group Details pane.

Administration menu

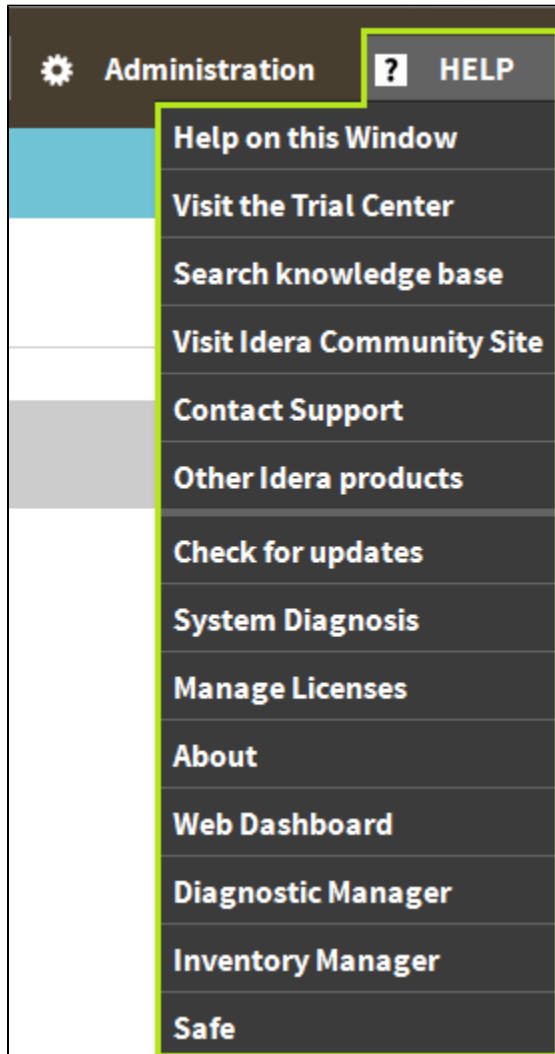
The **Administration** menu provides a list of shortcuts to the views available on the Administration tab.

 If a menu item is displayed but disabled, the current user account **does not have** the permission necessary to perform the associated function.



Help menu

The Help menu provides links to helpful areas such as the IDERA Knowledge Base or the IDERA Customer Support.



IDERA Dashboard Tabs

The IDERA Dashboard is comprised of the following tabs:

- [Overview](#)
- [Details View](#)
- [Alerts](#)
- [Administration](#)

[IDERA](#) | [Products](#) | [Purchase](#) | [Support](#) | [Community](#) | [Resources](#) | [About Us](#) | [Legal](#)